

Overview - Public Entities Quarterly Reporting

Approved receipts

1 597.5

43.0%

Approved spending

2 029.2

54.7%

Surplus/(deficit)

-431.7

- ☐ R billion
- ☒ R million
- ☐ R thousand

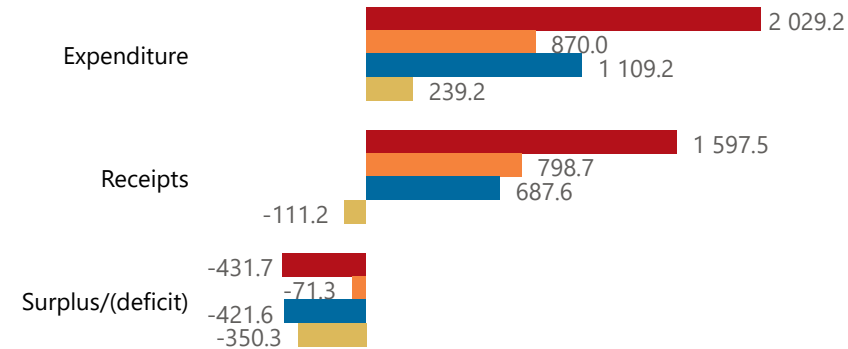


national treasury

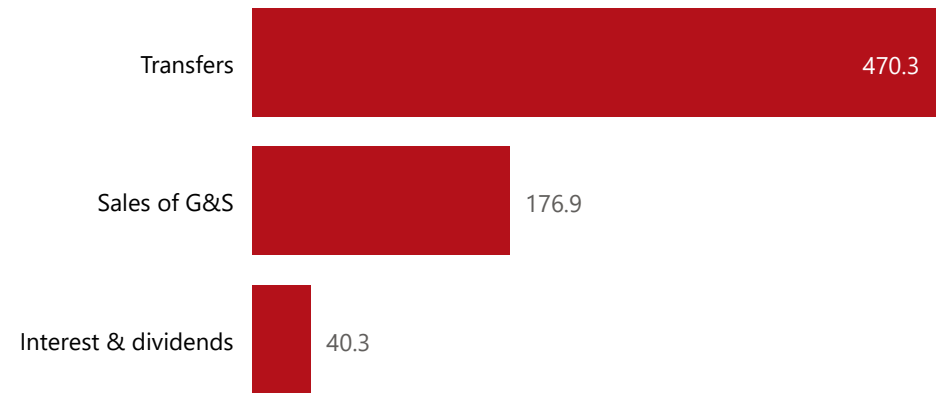
Department:
National Treasury
REPUBLIC OF SOUTH AFRICA

Consolidation

● Approved ● Forecast ● YTD ● Variance



Composition of receipts



Quarter

2

Cluster

All

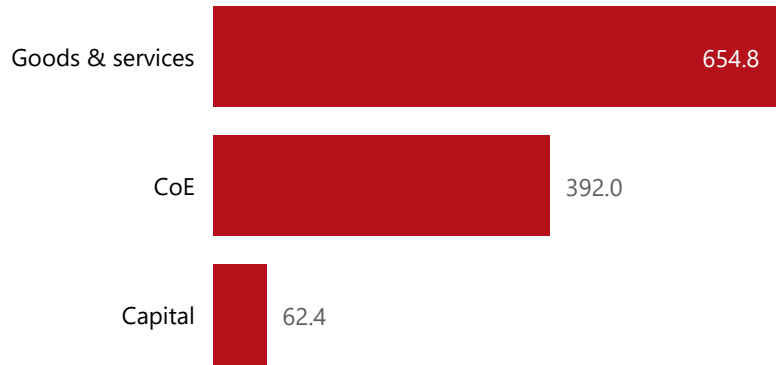
Department

Agriculture, Land Reform and Rural ...

Entity

Agricultural Research Council

Composition of spending



Functional grouping



Spending by PFMA schedule



Public Entities Receipts

Approved sales of G&S

627.1

28.2%

Approved transfers

940.2

50.0%



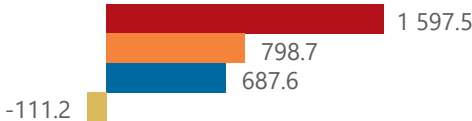
national treasury

Department:
National Treasury
REPUBLIC OF SOUTH AFRICA

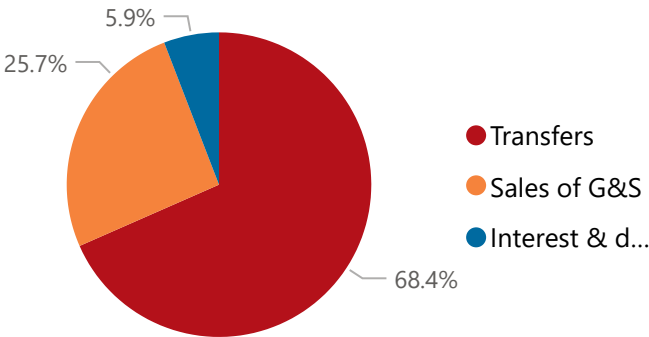
- ☐ R billion
- ☒ R million
- ☐ R thousand

Actual vs Forecast

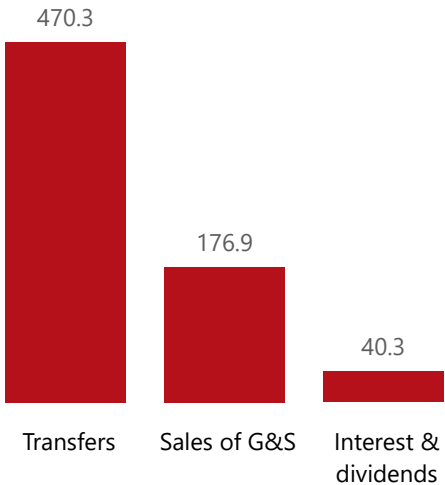
● Approved ● Forecast ● YTD ● Variance



Composition of receipts



Top 5 Receipts



Quarter

2

Cluster

All

Department

Agriculture, Land Reform and Rural ...

Entity

Agricultural Research Council

Top 5 Transfers



Departme...
transfers

Receipts

| Level 3 | Approved | YTD | % YTD |
|------------------------|----------------|--------------|---------------|
| ⊕ Transfers | 940.2 | 470.3 | 68.4% |
| ⊕ Sales of G&S | 627.1 | 176.9 | 25.7% |
| ⊕ Interest & dividends | 30.2 | 40.3 | 5.9% |
| Total | 1 597.5 | 687.6 | 100.0% |

Top 10 Entities

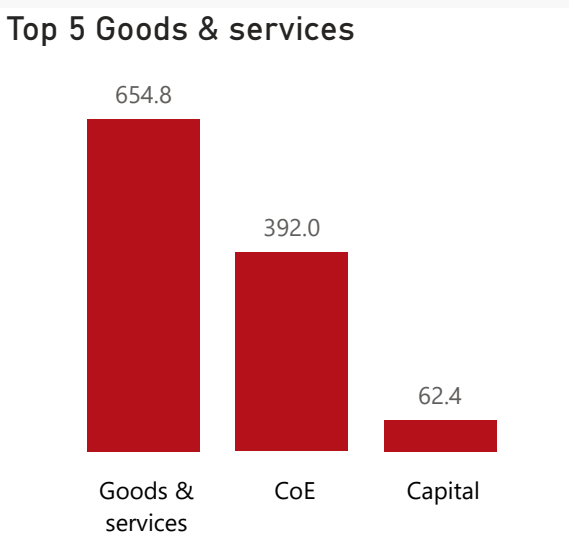
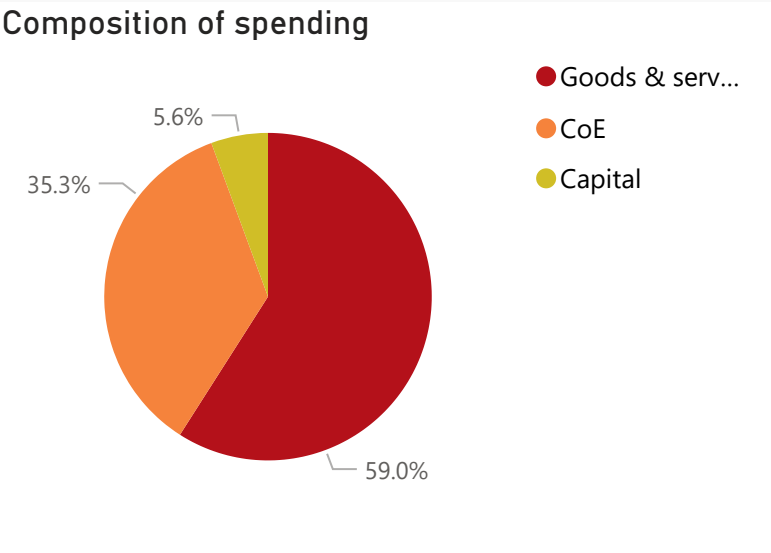
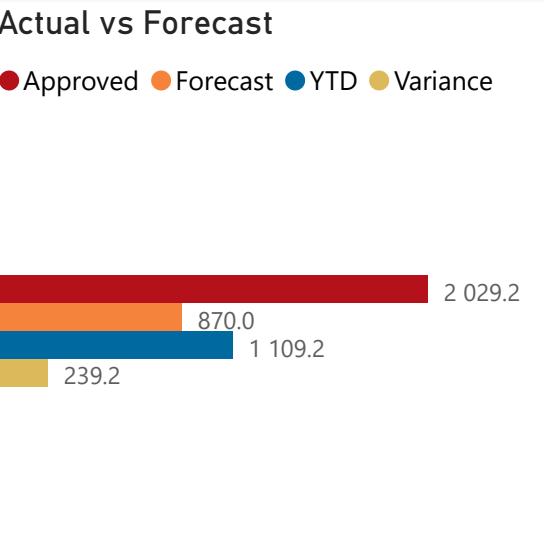
Agricultural Research Council

687.6

Public Entities Spending

| | | |
|--------------|--------------|--------------------|
| Approved CoE | Approved G&S | Approved transfers |
| 894.143.8% | 853.176.8% | 3 194.943.0% |

- ☐ R billion
- ☒ R million
- ☐ R thousand



Quarter

2

Cluster

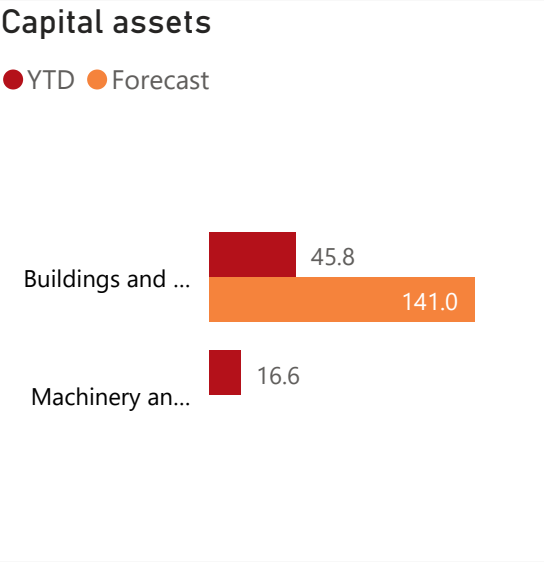
All

Department

Agriculture, Land Reform and Rural ...

Entity

Agricultural Research Council



Spending

| Level 3 | Approved | YTD | % YTD |
|--------------------|----------|---------|--------|
| ⊕ Goods & services | 853.1 | 654.8 | 59.0% |
| ⊕ CoE | 894.1 | 392.0 | 35.3% |
| ⊕ Capital | 282.0 | 62.4 | 5.6% |
| Total | 2 029.2 | 1 109.2 | 100.0% |

