

# Overview - Public Entities Quarterly Reporting

Approved receipts

918.7

55.0%

Approved spending

958.7

26.6%

Surplus/(deficit)

-40.0

- ☐ R billion
- ☒ R million
- ☐ R thousand

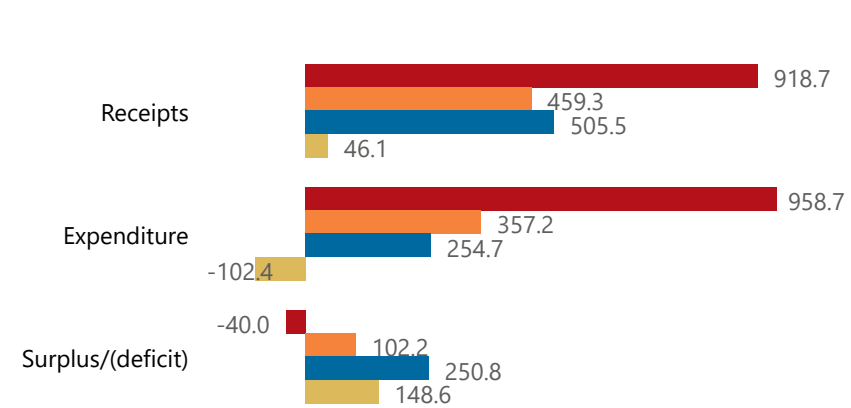


**national treasury**

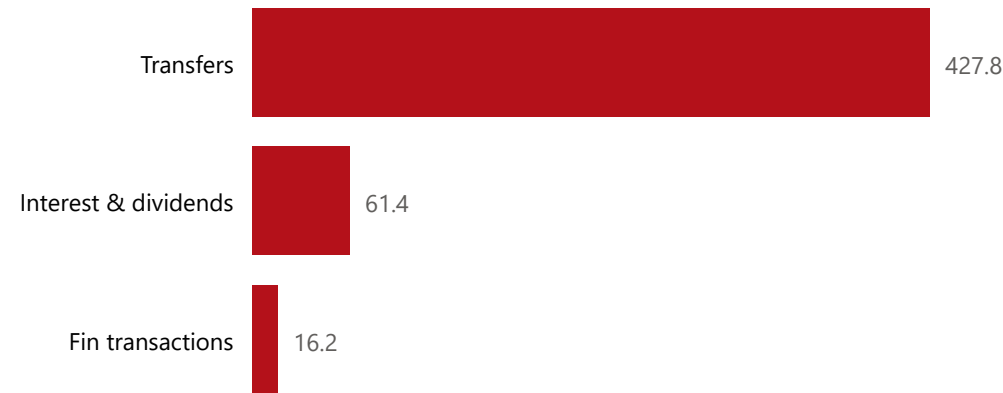
Department:  
National Treasury  
REPUBLIC OF SOUTH AFRICA

## Consolidation

● Approved ● Forecast ● YTD ● Variance



## Composition of receipts



## Quarter

2

## Cluster

All


## Department

Agriculture, Land Reform and Rural ...

## Entity

Agricultural Land Holding Account

## Composition of spending



## Functional grouping



## Spending by PFMA schedule



# Public Entities Receipts

Approved sales of G&S

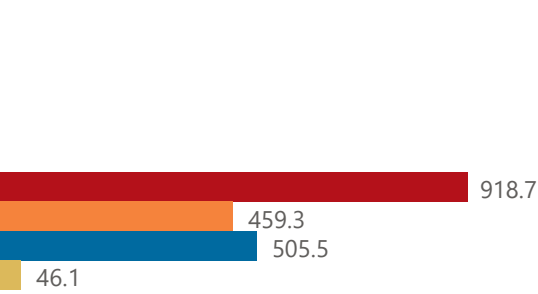
(Blank) (Blank)

Approved transfers

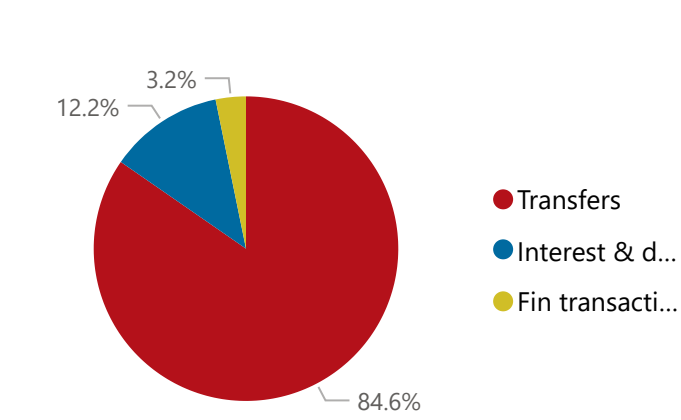
855.7 50.0%

## Actual vs Forecast

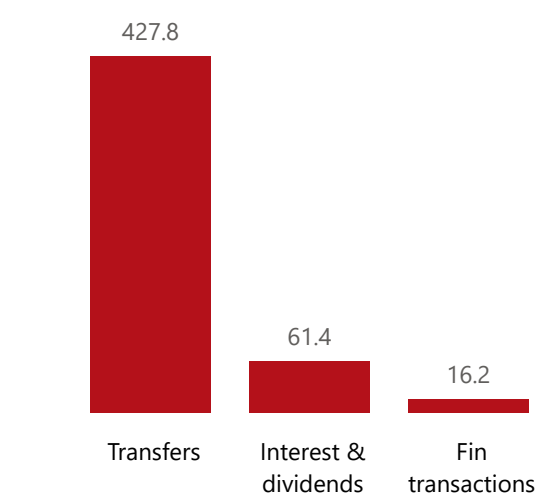
● Approved ● Forecast ● YTD ● Variance



## Composition of receipts



## Top 5 Receipts



## Quarter

2

## Cluster

All

## Department

Agriculture, Land Reform and Rural ...

## Entity

Agricultural Land Holding Account

## Top 5 Transfers



## Receipts

Level 3	Approved	YTD	% YTD
Transfers	855.7	427.8	84.6%
Interest & dividends	63.0	61.4	12.2%
Fin transactions		16.2	3.2%
Total	918.7	505.5	100.0%

## Top 10 Entities



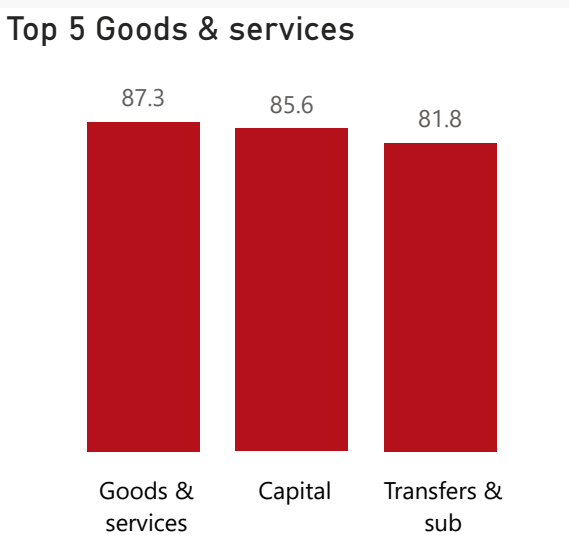
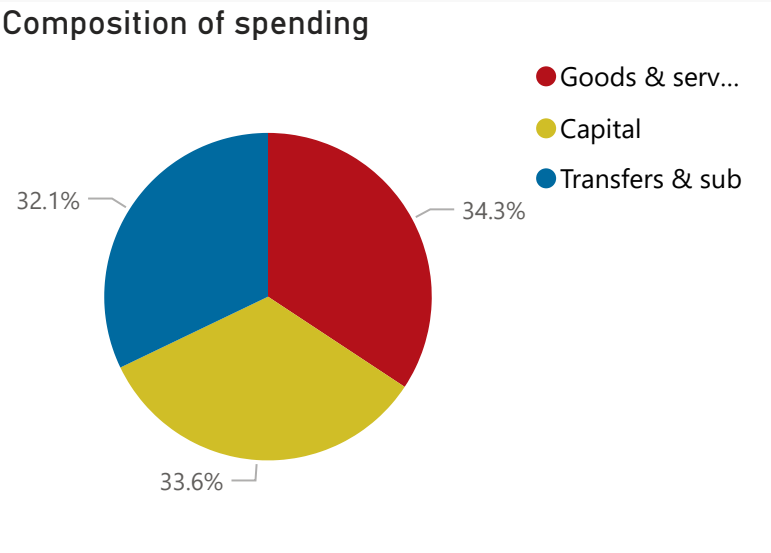
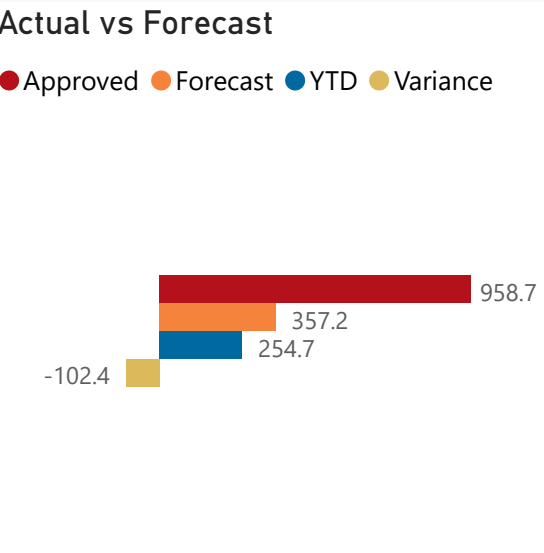
# Public Entities Spending

Approved CoE  
(Blank) (Blank)

Approved G&S  
293.5 29.8%

Approved transfers  
1 837.3 55.0%

- ☐ R billion
- ☒ R million
- ☐ R thousand



Quarter

2

Cluster

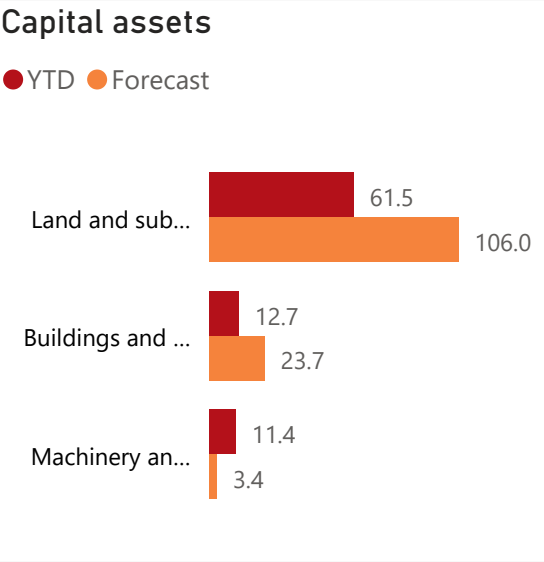
All

Department

Agriculture, Land Reform and Rural ...

Entity

Agricultural Land Holding Account



Spending

Level 3	Approved	YTD	% YTD
Goods & services	293.5	87.3	34.3%
Capital	358.0	85.6	33.6%
Transfers & sub	307.2	81.8	32.1%
Total	958.7	254.7	100.0%

