

Overview - Public Entities Quarterly Reporting

Approved receipts

1 773.2

19.7%

Approved spending

1 469.1

25.2%

Surplus/(deficit)

304.1

- ☐ R billion
- ☒ R million
- ☐ R thousand

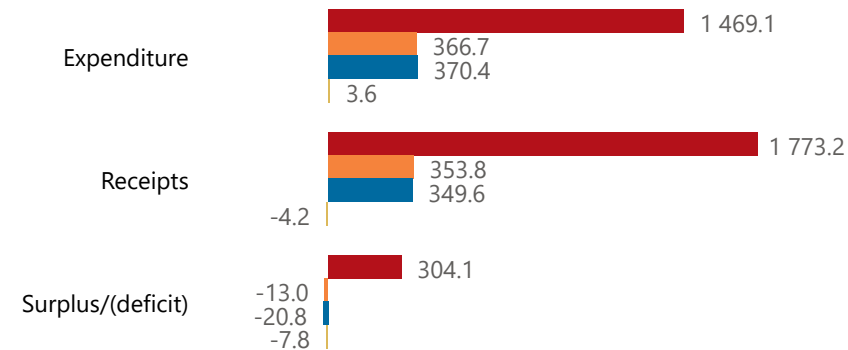


national treasury

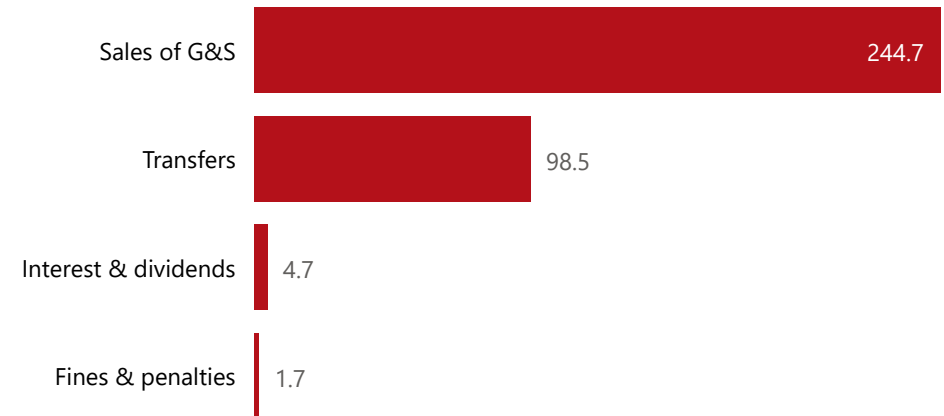
Department:
National Treasury
REPUBLIC OF SOUTH AFRICA

Consolidation

● Approved ● Forecast ● YTD ● Variance



Composition of receipts



Quarter

1

Cluster

All

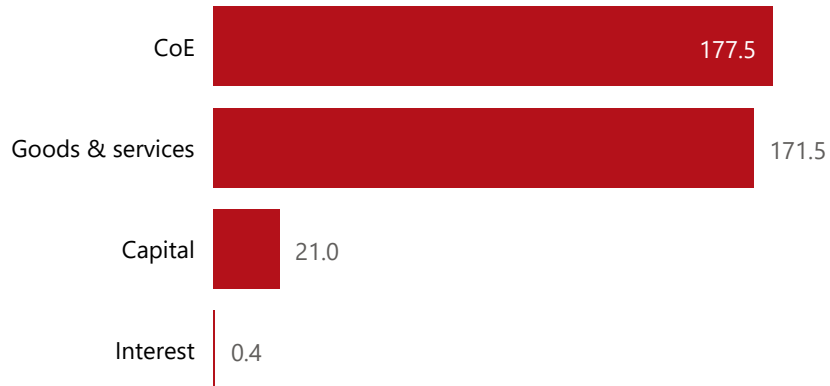
Department

Transport

Entity

Road Traffic Management Corporation

Composition of spending



Functional grouping



Spending by PFMA schedule



Public Entities Receipts

Approved sales of G&S

1 441.8 17.0%

Approved transfers

197.0 50.0%




national treasury

Department:
National Treasury
REPUBLIC OF SOUTH AFRICA

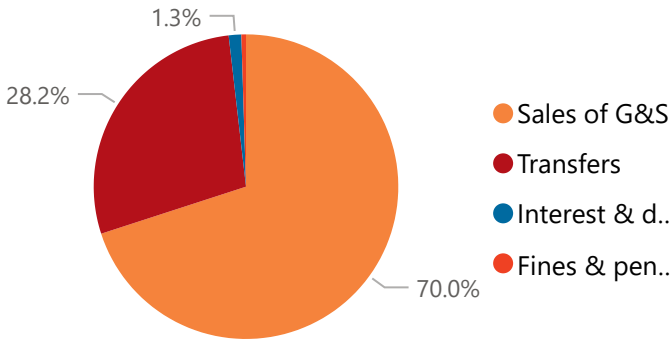
- ☐ R billion
- ☒ R million
- ☐ R thousand

Actual vs Forecast

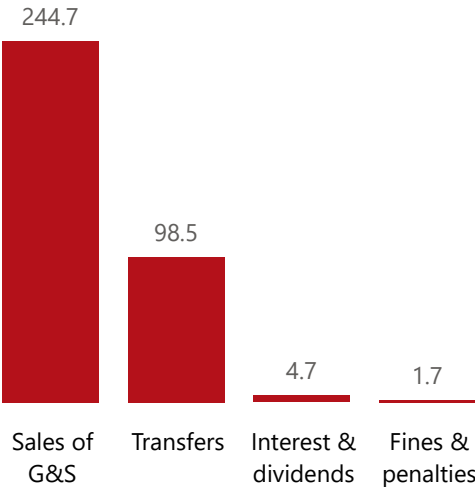
● Approved ● Forecast ● YTD ● Variance



Composition of receipts



Top 5 Receipts



Quarter

1

Cluster

All

Department

Transport

Entity

Road Traffic Management Corporation

Top 5 Transfers



Departme... transfers

Receipts

Level 3	Approved	YTD	% YTD
+ Sales of G&S	1 441.8	244.7	70.0%
+ Transfers	197.0	98.5	28.2%
+ Interest & dividends		4.7	1.3%
+ Fines & penalties	134.4	1.7	0.5%
Total	1 773.2	349.6	100.0%

Top 10 Entities

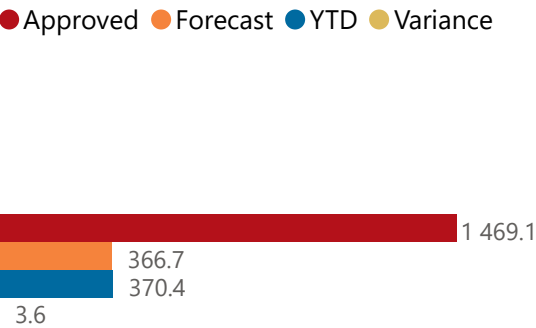
Road Traffic Management Corporation



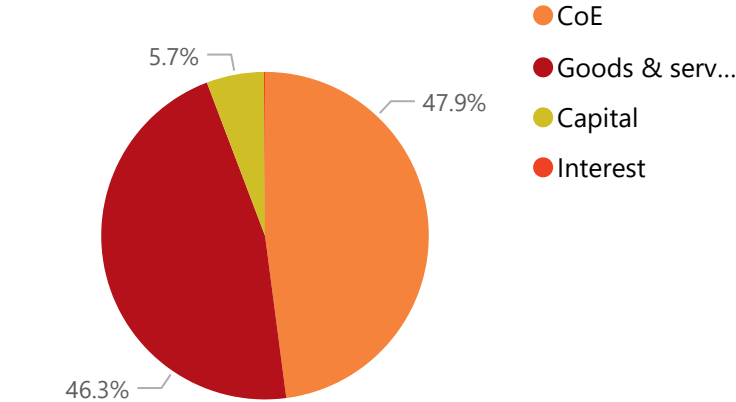
Public Entities Spending

Approved CoE	Approved G&S	Approved transfers
756.723.5%	470.836.4%	3 546.419.7%

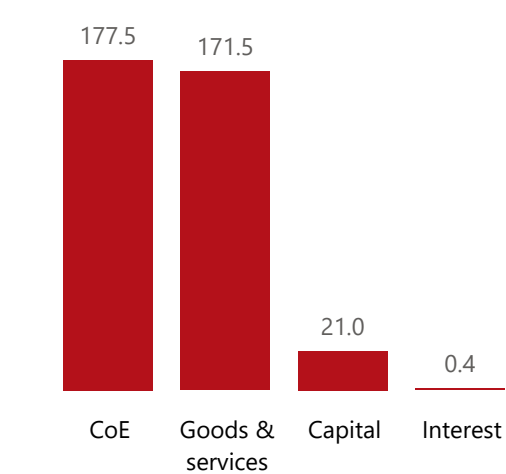
Actual vs Forecast



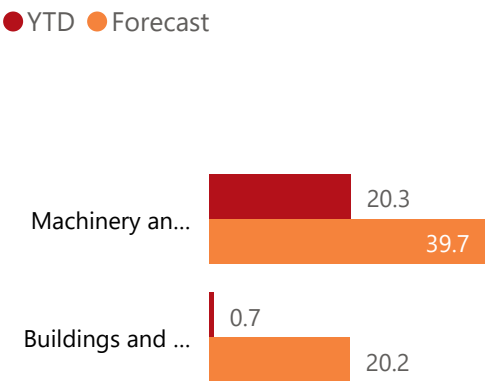
Composition of spending



Top 5 Goods & services



Capital assets



Spending

Level 3	Approved	YTD	% YTD
CoE	756.7	177.5	47.9%
Goods & services	470.8	171.5	46.3%
Capital	241.5	21.0	5.7%
Interest	0.1	0.4	0.1%
Total	1 469.1	370.4	100.0%

Top 10 Entities



national treasury
Department:
National Treasury
REPUBLIC OF SOUTH AFRICA

- R billion
- R million
- R thousand

Quarter

1

Cluster

All

Department

Transport

Entity

Road Traffic Management Corporation