

# Overview - Public Entities Quarterly Reporting

Approved receipts

45.7

25.2%

Approved spending

45.7

19.6%

Surplus/(deficit)

(Blank)

- ☐ R billion
- ☒ R million
- ☐ R thousand

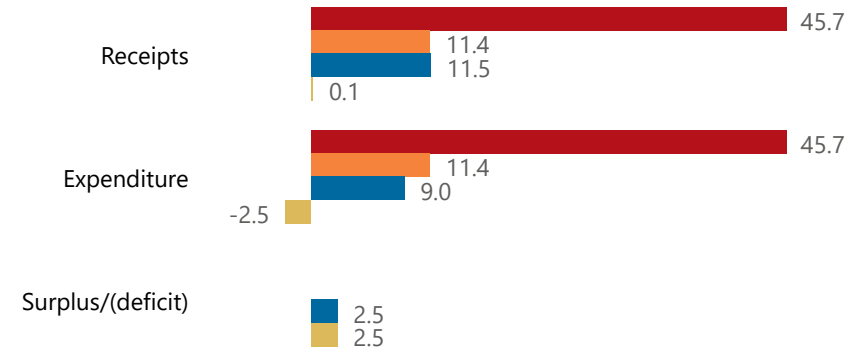


**national treasury**

Department:  
National Treasury  
REPUBLIC OF SOUTH AFRICA

## Consolidation

● Approved ● Forecast ● YTD ● Variance



## Composition of receipts



## Quarter

1

## Cluster

All

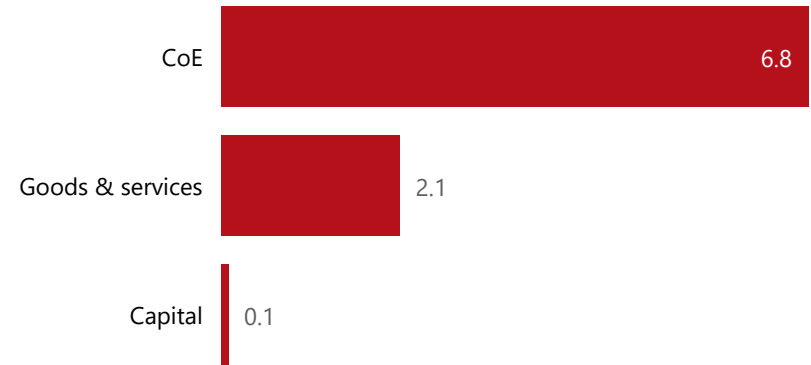
## Department

Transport

## Entity

Ports Regulator of South Africa

## Composition of spending



## Functional grouping



## Spending by PFMA schedule



# Public Entities Receipts

Approved sales of G&S

(Blank) (Blank)

Approved transfers

44.5 25.0%

## Actual vs Forecast

● Approved ● Forecast ● YTD ● Variance

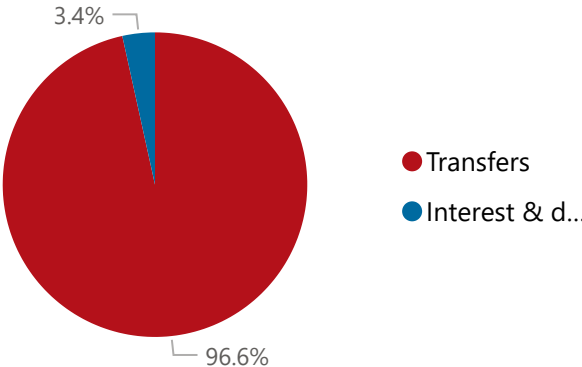


## Top 5 Transfers



Departme...  
transfers

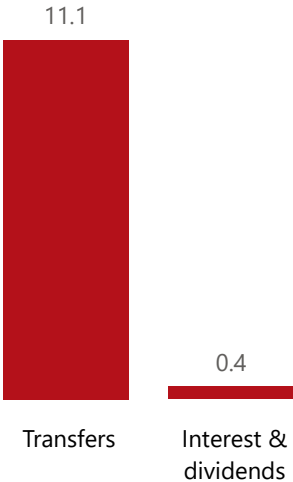
## Composition of receipts



## Receipts

Level 3	Approved	YTD	% YTD
⊕ Transfers	44.5	11.1	96.6%
⊕ Interest & dividends	1.2	0.4	3.4%
Total	45.7	11.5	100.0%

## Top 5 Receipts



## Top 10 Entities

Ports Regulator of South Africa



national treasury

Department:  
National Treasury  
REPUBLIC OF SOUTH AFRICA

- R billion
- R million
- R thousand

## Quarter

1

## Cluster

All

## Department

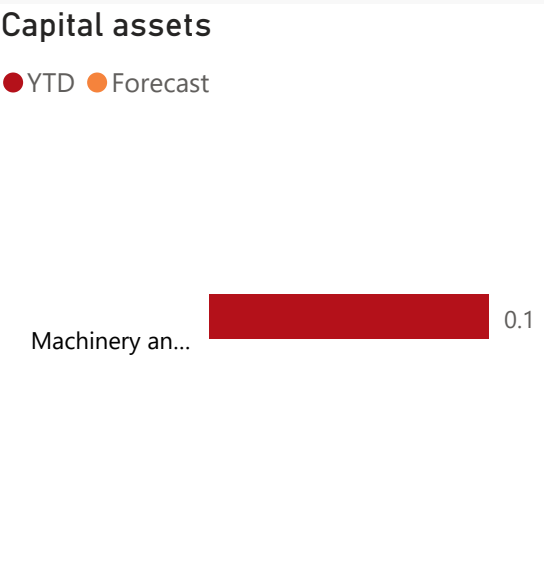
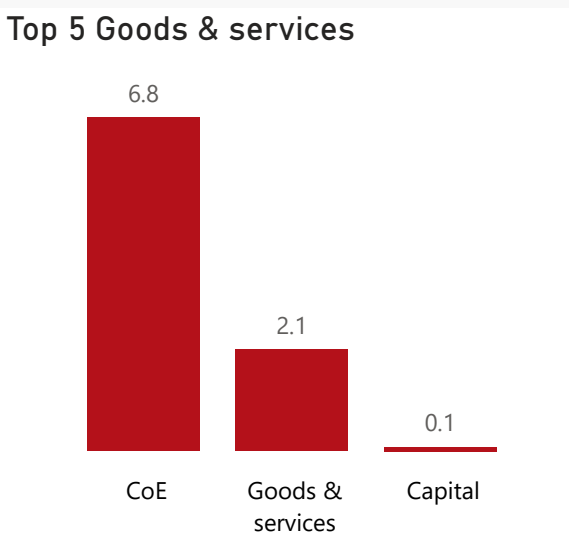
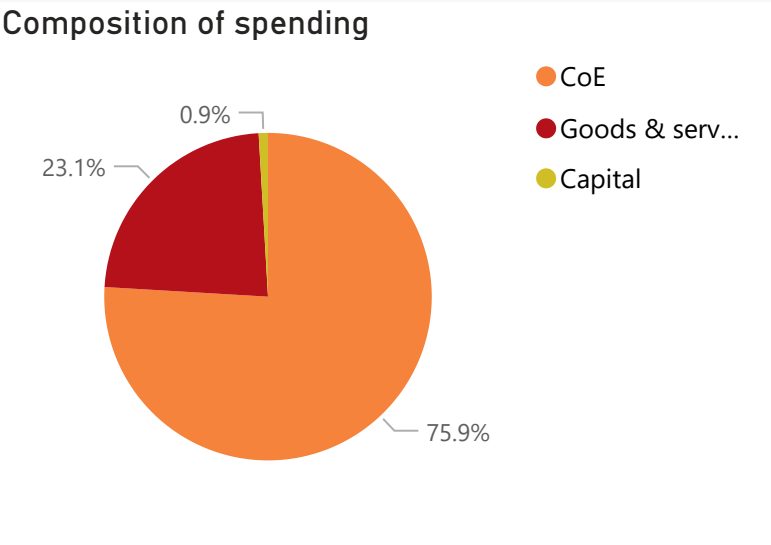
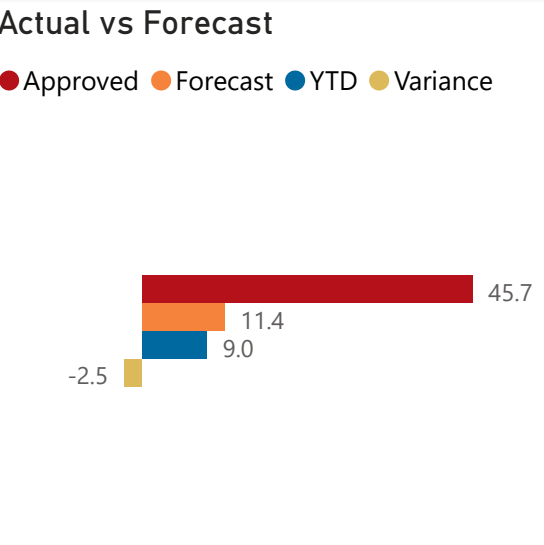
Transport

## Entity

Ports Regulator of South Africa


# Public Entities Spending

Approved CoE	Approved G&S	Approved transfers
32.720.8%	13.016.0%	91.425.2%



### Spending

Level 3	Approved	YTD	% YTD
CoE	32.7	6.8	75.9%
Goods & services	13.0	2.1	23.1%
Capital		0.1	0.9%
Total	45.7	9.0	100.0%



☐ R billion  
☒ R million  
☐ R thousand

Quarter

1

Cluster

All

Department

Transport

Entity

Ports Regulator of South Africa