
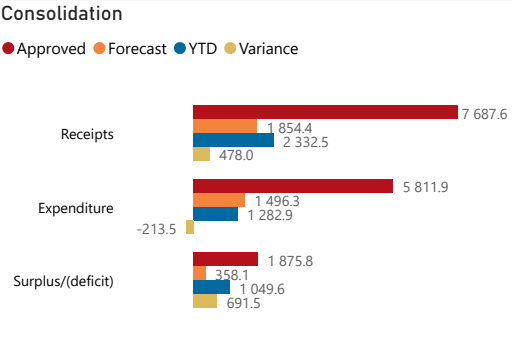


# Overview - Public Entities Quarterly Reporting

Approved receipts	Approved spending	Surplus/(deficit)
7 687.630.3%	5 811.922.1%	1 875.8

- ☐ R billion
- ☒ R million
- ☐ R thousand



Quarter

1

Cluster

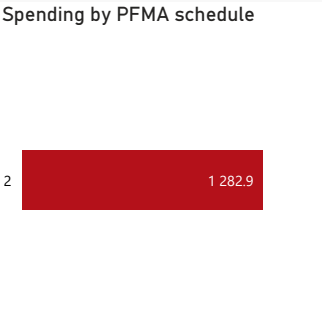
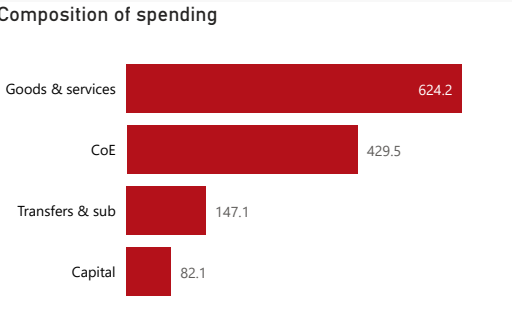
All

Department

Transport

Entity

Airports Company South Africa



# Public Entities Receipts

Approved sales of G&S

7 687.6 30.3%

Approved transfers

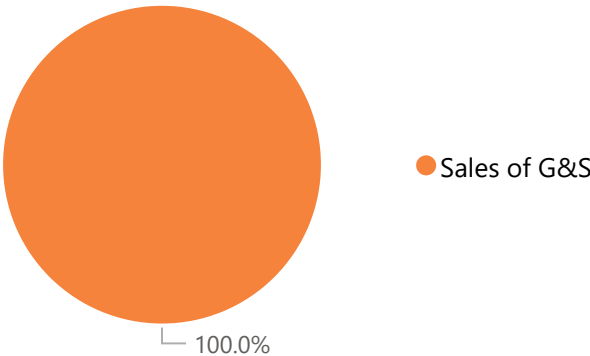
(Blank) (Blank)

## Actual vs Forecast

● Approved ● Forecast ● YTD ● Variance



## Composition of receipts



## Top 5 Receipts



## Quarter

1

## Cluster

All

## Department

Transport

## Entity

Airports Company South Africa

## Top 5 Transfers

## Receipts

Level 3	Approved	YTD	% YTD
⊕ Sales of G&S	7 687.6	2 332.5	100.0%
Total	7 687.6	2 332.5	100.0%

## Top 10 Entities

Airports Company South Africa

2 332.5



national treasury

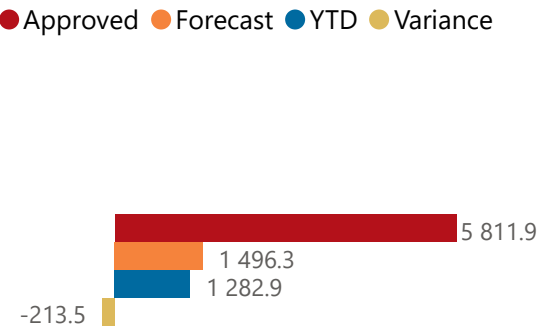
Department:  
National Treasury  
REPUBLIC OF SOUTH AFRICA

- ☐ R billion
- ☒ R million
- ☐ R thousand

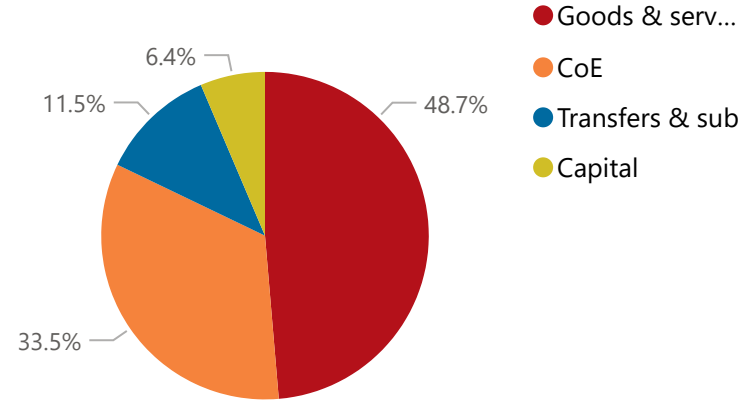
# Public Entities Spending

Approved CoE	Approved G&S	Approved transfers
1 880.322.8%	3 177.719.6%	15 375.330.3%

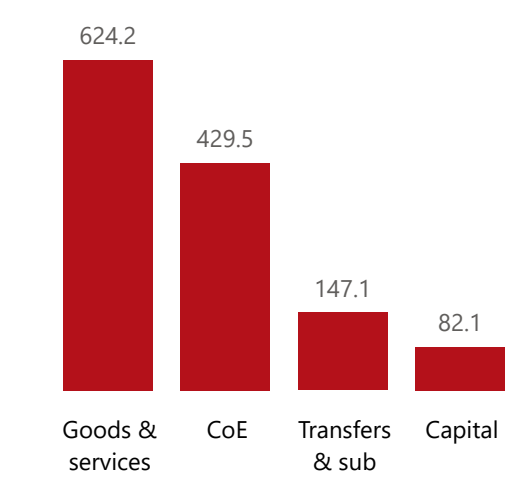
## Actual vs Forecast



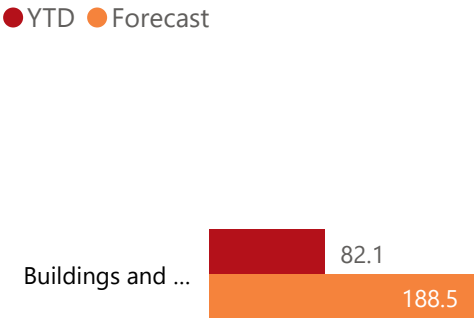
## Composition of spending



## Top 5 Goods & services



## Capital assets



## Spending

Level 3	Approved	YTD	% YTD
⊕ Goods & services	3 177.7	624.2	48.7%
⊕ CoE	1 880.3	429.5	33.5%
⊕ Transfers & sub		147.1	11.5%
⊕ Capital	753.9	82.1	6.4%
Total	5 811.9	1 282.9	100.0%

## Top 10 Entities



○ R billion  
● R million  
○ R thousand

### Quarter

1

### Cluster

All

### Department

Transport

### Entity

Airports Company South Africa