

# Overview - Public Entities Quarterly Reporting

Approved receipts

80,0

22,7%

Approved spending

105,5

25,5%

Surplus/(deficit)

-25,5

- ☐ R billion
- ☒ R million
- ☐ R thousand

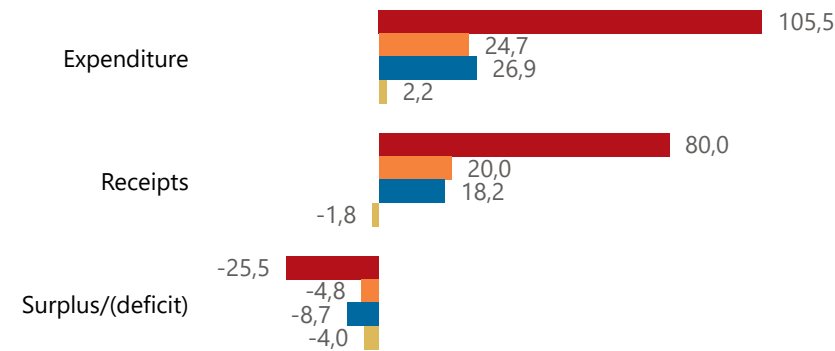


**national treasury**

Department:  
National Treasury  
REPUBLIC OF SOUTH AFRICA

## Consolidation

● Approved ● Forecast ● YTD ● Variance



## Composition of receipts



## Quarter

1

## Cluster

All

## Department

Sport, Arts and Culture

## Entity

Artscape

## Composition of spending



## Functional grouping



## Spending by PFMA schedule

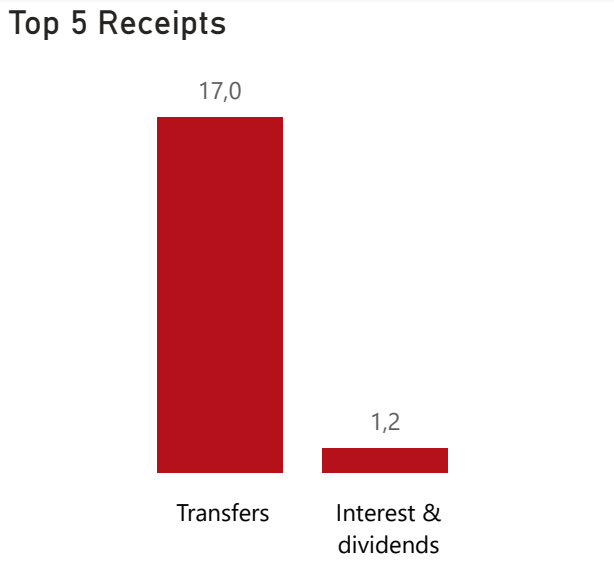
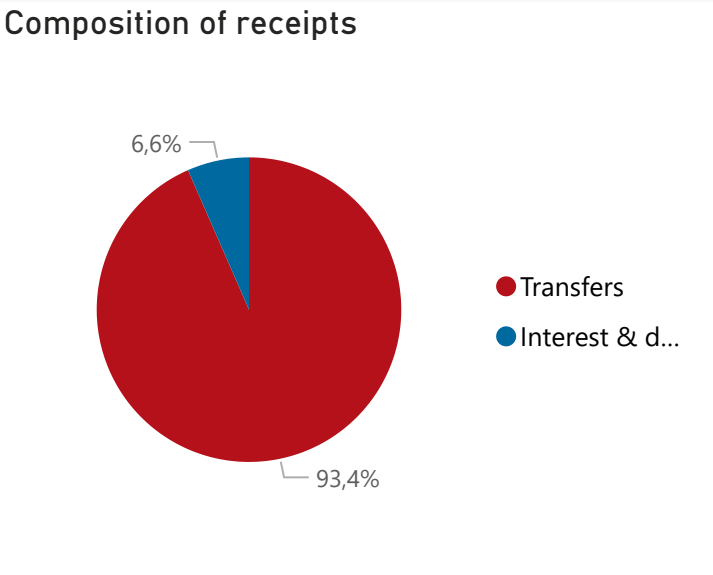
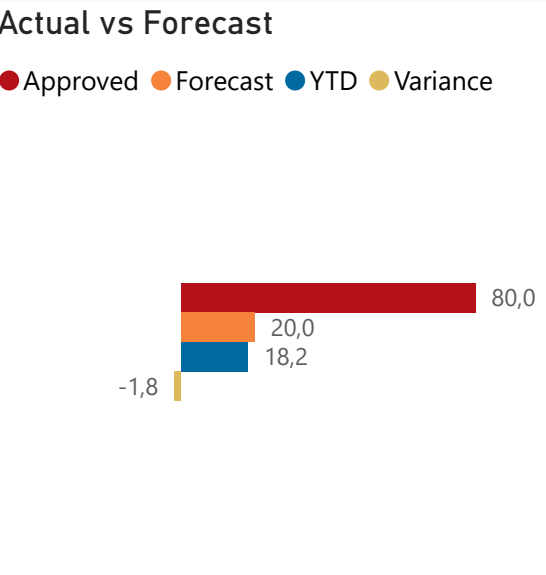


# Public Entities Receipts

Approved sales of G&S  
10,0 (Blank)

Approved transfers  
67,9 25,0%

- ☐ R billion
- ☒ R million
- ☐ R thousand



Quarter  

1

Cluster  

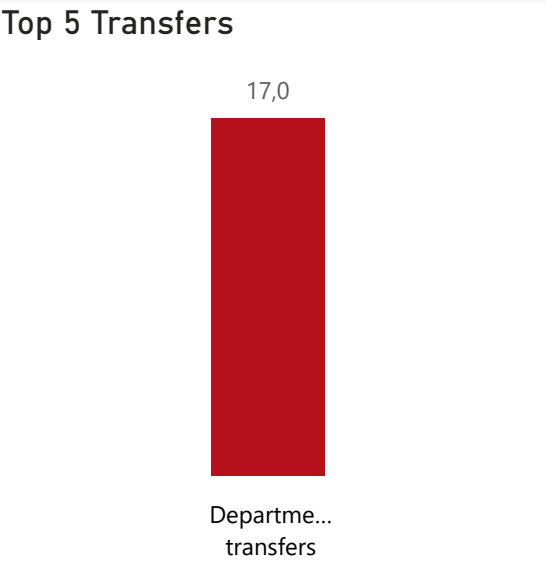
All

Department  

Sport, Arts and Culture

Entity  

Artscape



### Receipts

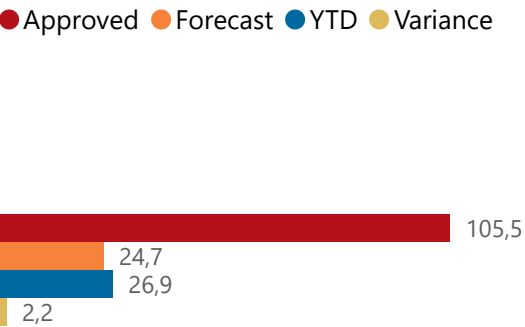
Level 3	Approved	YTD	% YTD
+ Transfers	67,9	17,0	93,4%
+ Interest & dividends	2,1	1,2	6,6%
+ Sales of G&S	10,0		
Total	80,0	18,2	100,0%



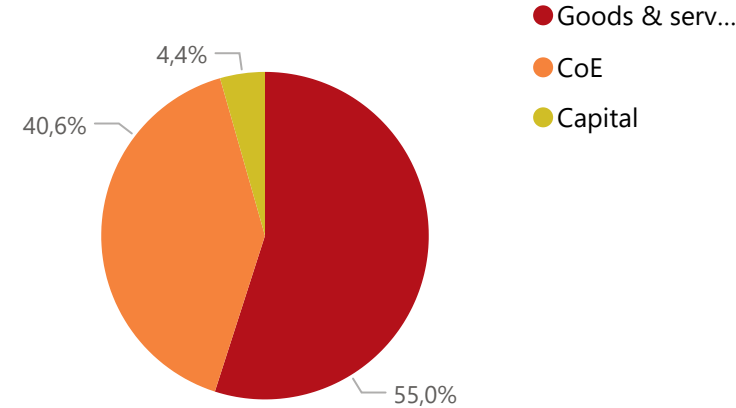
# Public Entities Spending

Approved CoE	Approved G&S	Approved transfers
46,023,8%	59,524,8%	159,922,7%

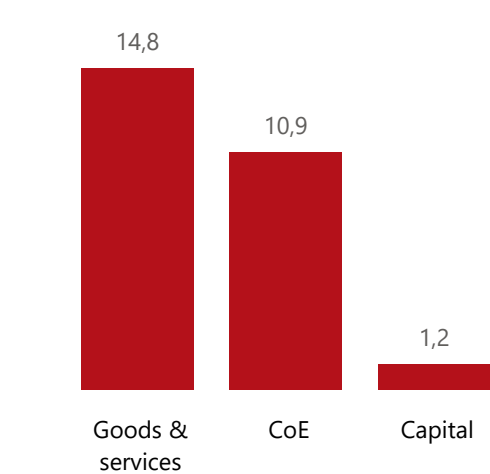
## Actual vs Forecast



## Composition of spending



## Top 5 Goods & services



## Capital assets

● YTD ● Forecast



## Spending

Level 3	Approved	YTD	% YTD
⊕ Goods & services	59,5	14,8	55,0%
⊕ CoE	46,0	10,9	40,6%
⊕ Capital		1,2	4,4%
Total	105,5	26,9	100,0%

## Top 10 Entities



national treasury  
Department:  
National Treasury  
REPUBLIC OF SOUTH AFRICA

- R billion
- R million
- R thousand

### Quarter

1

### Cluster

All

### Department

Sport, Arts and Culture

### Entity

Artscape