

# Overview - Public Entities Quarterly Reporting

Approved receipts

3 012,7

24,6%

Approved spending

3 251,9

25,0%

Surplus/(deficit)

-239,2

- ☐ R billion
- ☒ R million
- ☐ R thousand

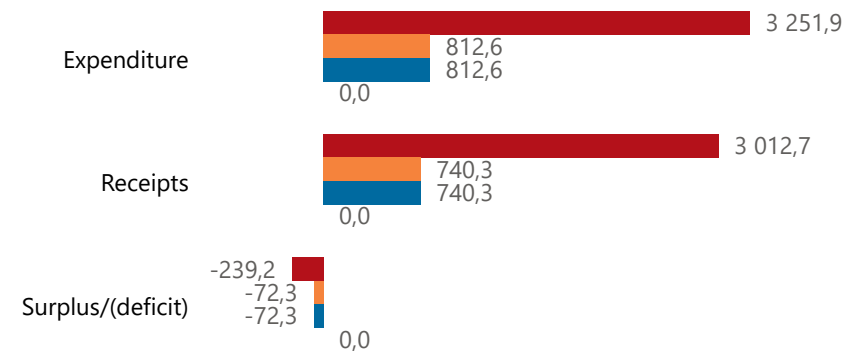


**national treasury**

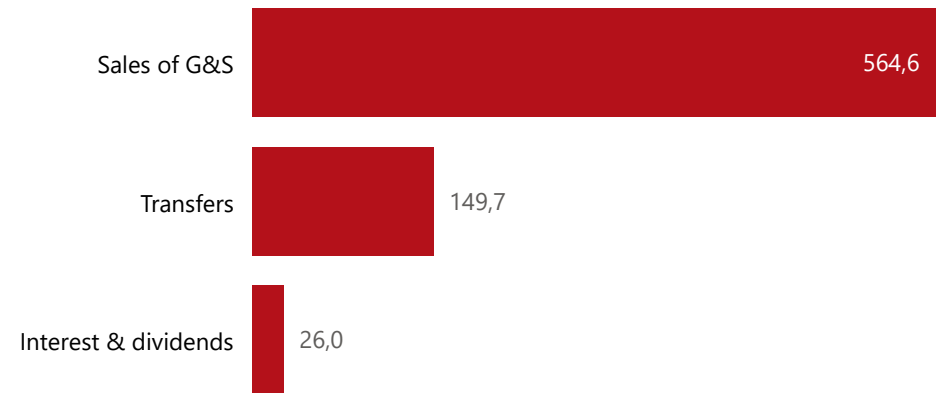
Department:  
National Treasury  
REPUBLIC OF SOUTH AFRICA

## Consolidation

● Approved ● Forecast ● YTD ● Variance



## Composition of receipts



## Quarter

1

## Cluster

All

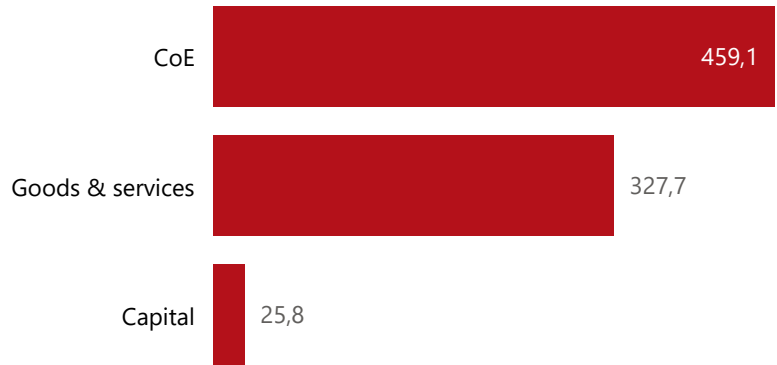
## Department

Science and Innovation

## Entity

Council for Scientific and Industrial R... ▾

## Composition of spending



## Functional grouping



## Spending by PFMA schedule



# Public Entities Receipts

Approved sales of G&S

2 275,9 24,8%

Approved transfers

679,7 22,0%



national treasury  
Department:  
National Treasury  
REPUBLIC OF SOUTH AFRICA

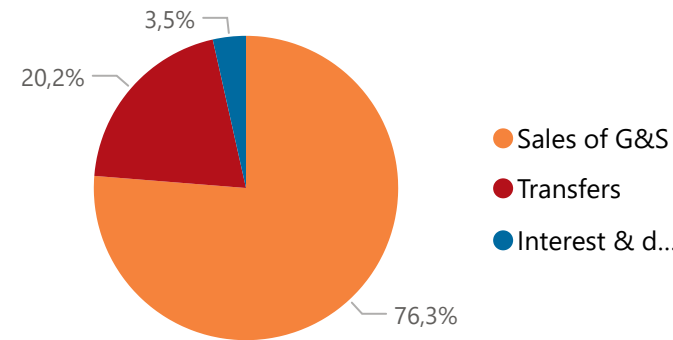
- ☐ R billion
- ☒ R million
- ☐ R thousand

## Actual vs Forecast

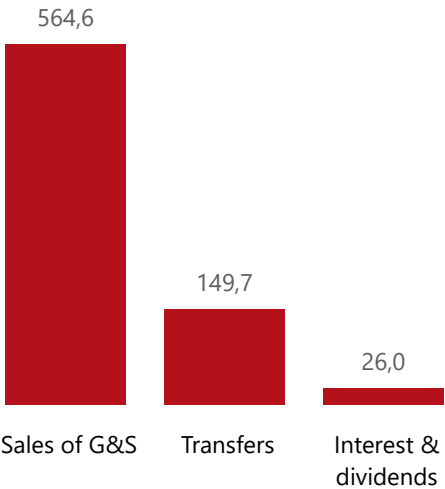
● Approved ● Forecast ● YTD ● Variance



## Composition of receipts



## Top 5 Receipts



## Quarter

1

## Cluster

All

## Department

Science and Innovation

## Entity

Council for Scientific and Industrial R...

## Top 5 Transfers



Departme... transfers

## Receipts

Level 3	Approved	YTD	% YTD
+ Sales of G&S	2 275,9	564,6	76,3%
+ Transfers	679,7	149,7	20,2%
+ Interest & dividends	57,1	26,0	3,5%
Total	3 012,7	740,3	100,0%

## Top 10 Entities



# Public Entities Spending

Approved CoE

1 921,5 23,9%

Approved G&S

1 170,5 28,0%

Approved transfers

6 025,4 24,6%

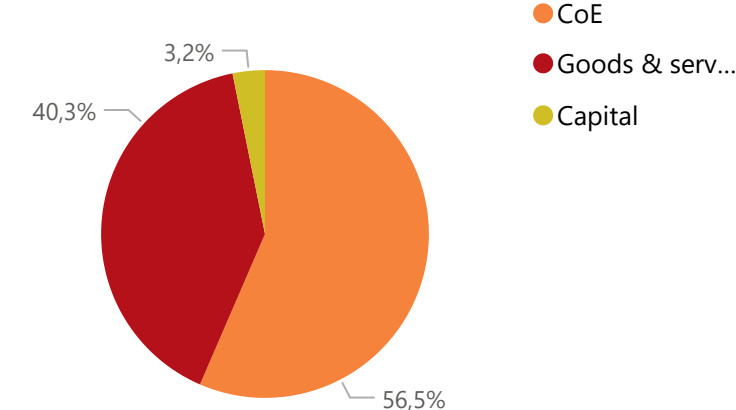
- ☐ R billion
- ☒ R million
- ☐ R thousand

## Actual vs Forecast

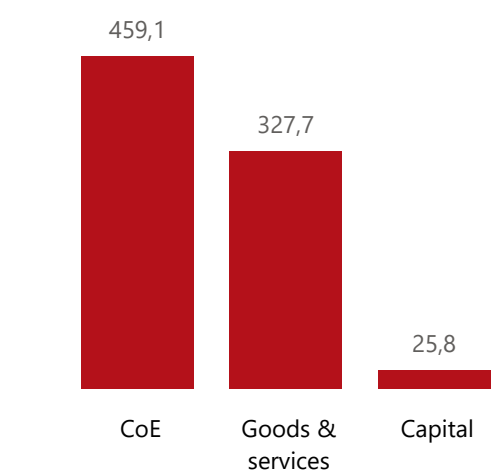
● Approved ● Forecast ● YTD ● Variance



## Composition of spending



## Top 5 Goods & services



## Quarter

1

## Cluster

All

## Department

Science and Innovation

## Entity

Council for Scientific and Industrial Res...

## Capital assets

● YTD ● Forecast



## Spending

Level 3	A
CoE	
Goods & services	
Capital	
Total	

## Top 10 Entities

