

# Overview - Public Entities Quarterly Reporting

Approved receipts

19 666,6

20,8%

Approved spending

4 709,8

13,4%

Surplus/(deficit)

14 956,8

- ☐ R billion
- ☒ R million
- ☐ R thousand

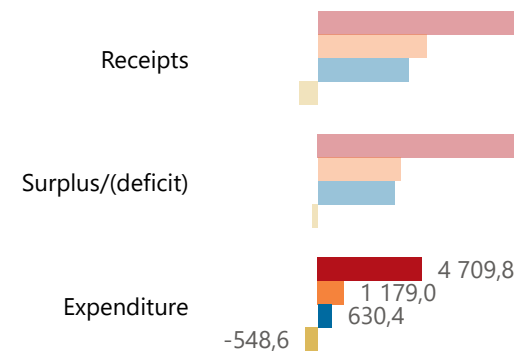


**national treasury**

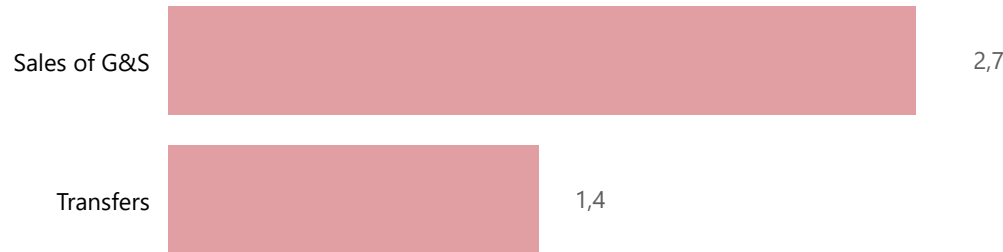
Department:  
National Treasury  
REPUBLIC OF SOUTH AFRICA

## Consolidation

● Approved ● Forecast ● YTD ● Variance



## Composition of receipts



## Quarter

1

## Cluster

All

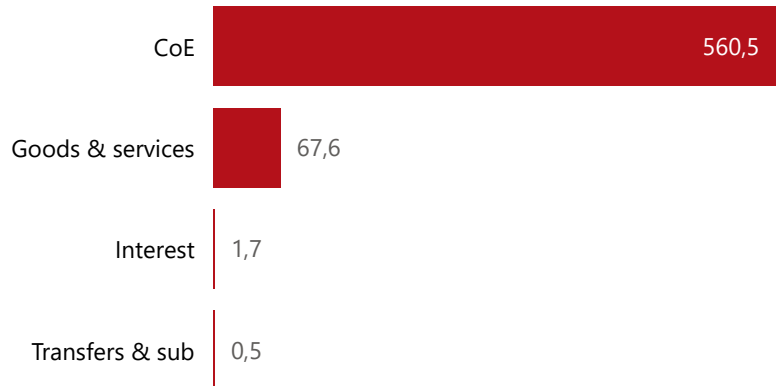
## Department

Public Works and Infrastructure

## Entity

Property Management Trading Entity

## Composition of spending



## relopment



## Spending by PFMA schedule



# Public Entities Receipts

Approved sales of G&S

15 498,2 17,7%

Approved transfers

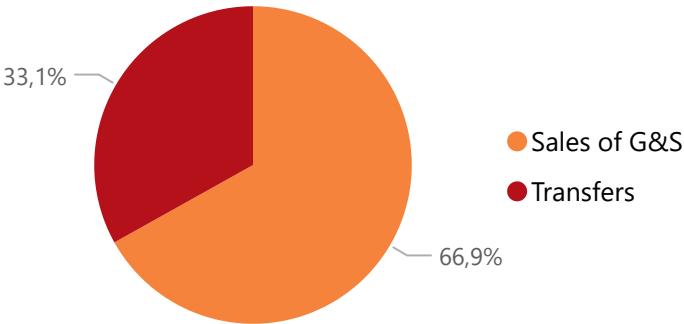
4 168,4 32,6%

## Actual vs Forecast

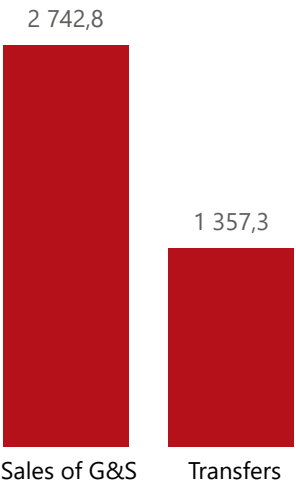
● Approved ● Forecast ● YTD ● Variance



## Composition of receipts



## Top 5 Receipts



## Quarter

1

## Cluster

All

## Department

Public Works and Infrastructure

## Entity

Property Management Trading Entity

## Top 5 Transfers



Departme... transfers

## Receipts

Level 3	Approved	YTD	% YTD
+ Sales of G&S	15 498,2	2 742,8	66,9%
+ Transfers	4 168,4	1 357,3	33,1%
Total	19 666,6	4 100,1	100,0%

## Top 10 Entities



# Public Entities Spending

Approved CoE

2 197,9 25,5%

Approved G&S

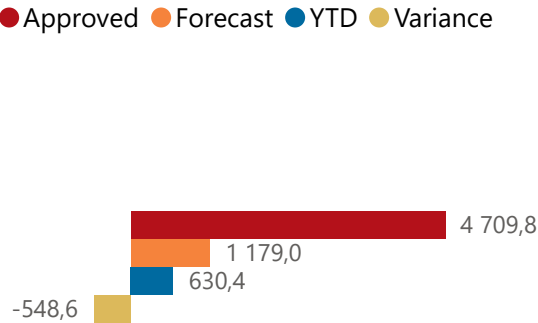
353,6 19,1%

Approved transfers

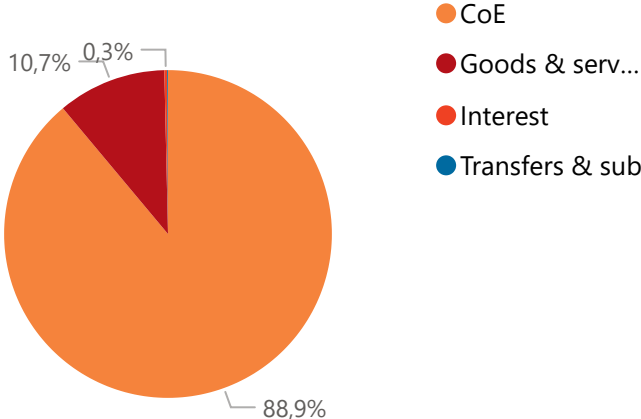
39 333,2 20,8%

- ☐ R billion
- ☒ R million
- ☐ R thousand

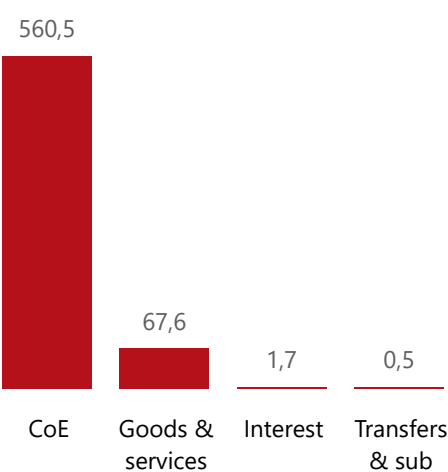
## Actual vs Forecast



## Composition of spending



## Top 5 Goods & services



## Quarter

1

## Cluster

All

## Department

Public Works and Infrastructure

## Entity

Property Management Trading Entity

## Capital assets

## Spending

Level 3	A
⊕ CoE	
⊕ Goods & services	
⊕ Interest	
⊕ Transfers & sub	
Total	

## Top 10 Entities

Property Management Trading Entity

630,4