

Overview - Public Entities Quarterly Reporting

Approved receipts

51,7

49,6%

Approved spending

54,8

21,2%

Surplus/(deficit)

-3,1

- ☐ R billion
- ☒ R million
- ☐ R thousand

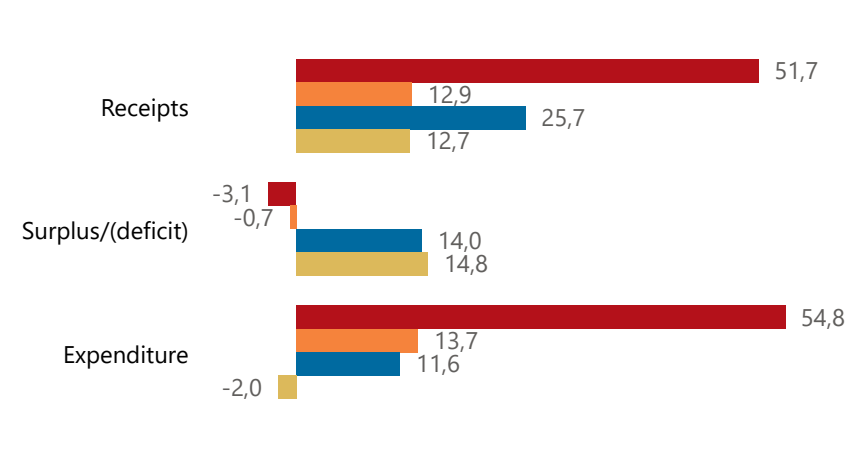


national treasury

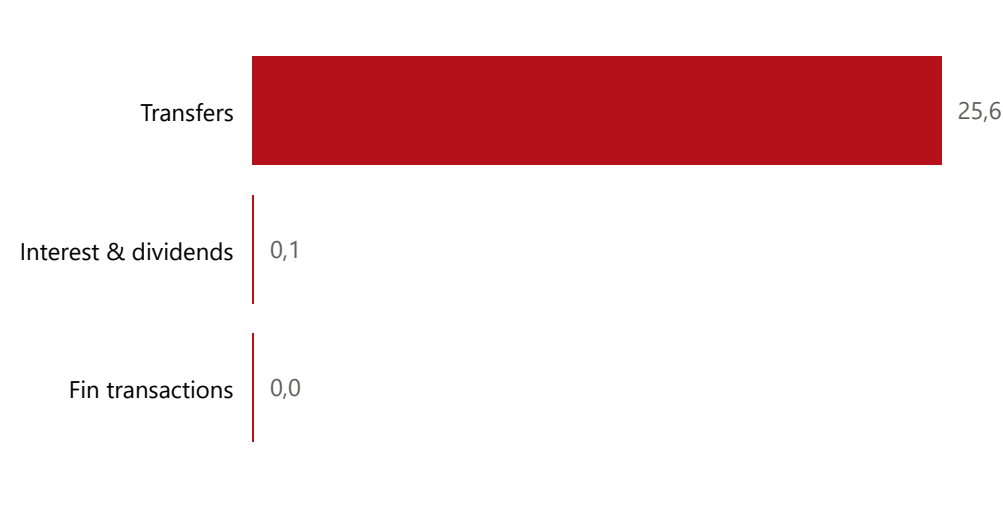
Department:
National Treasury
REPUBLIC OF SOUTH AFRICA

Consolidation

● Approved ● Forecast ● YTD ● Variance



Composition of receipts



Quarter

1

Cluster

All

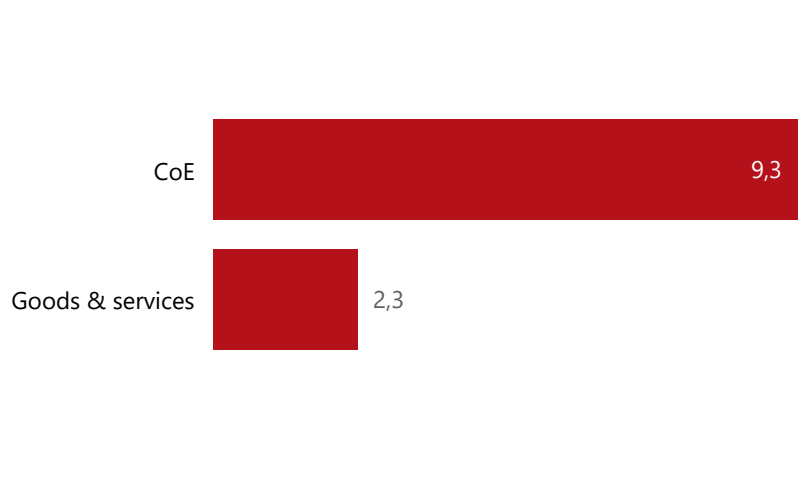
Department

Public Works and Infrastructure

Entity

Council for the Built Environment

Composition of spending



grouping



Spending by PFMA schedule



Public Entities Receipts

Approved sales of G&S

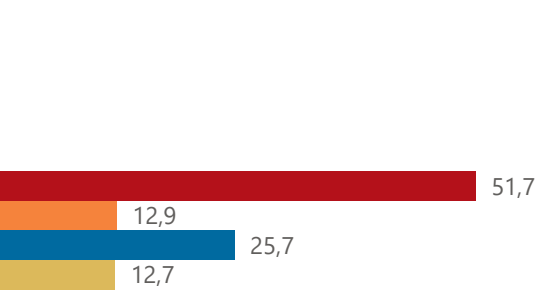
(Blank) (Blank)

Approved transfers

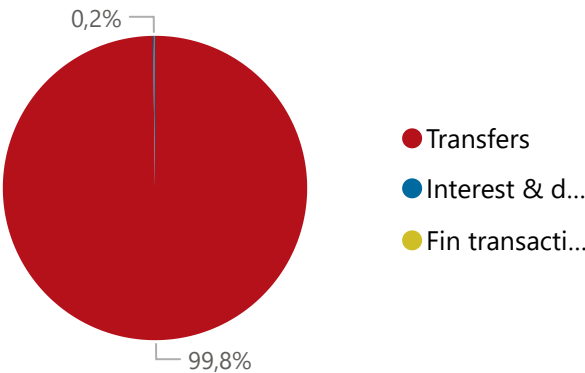
51,2 50,0%

Actual vs Forecast

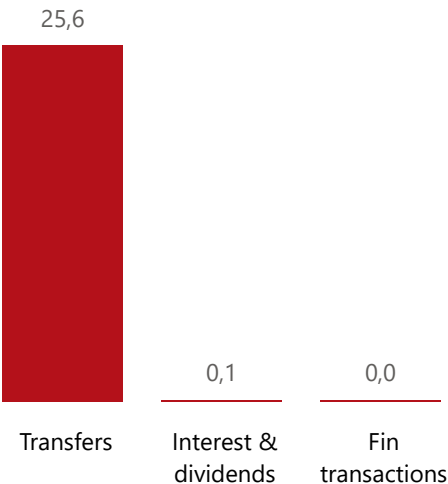
● Approved ● Forecast ● YTD ● Variance



Composition of receipts



Top 5 Receipts



Quarter

1

Cluster

All

Department

Public Works and Infrastructure

Entity

Council for the Built Environment

Top 5 Transfers



Departme... transfers

Receipts

Level 3	Approved	YTD	% YTD
Transfers	51,2	25,6	99,8%
Interest & dividends	0,5	0,1	0,2%
Fin transactions		0,0	0,0%
Total	51,7	25,7	100,0%

Top 10 Entities



Public Entities Spending

Approved CoE

46,8

19,9%

Approved G&S

8,0

28,6%

Approved transfers

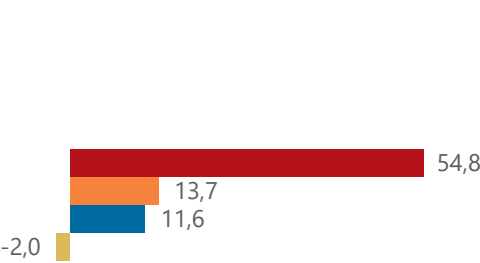
103,4

49,6%

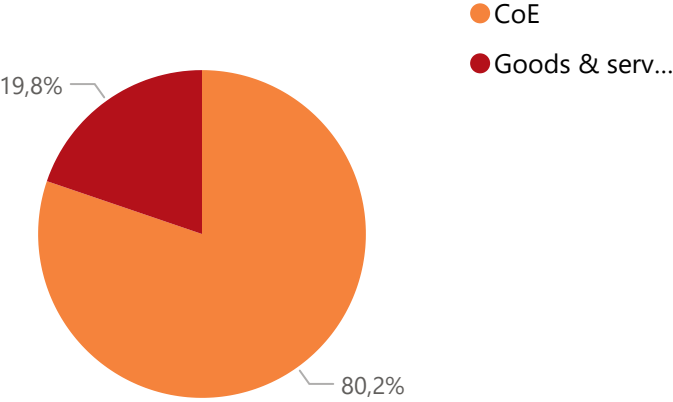
- ☐ R billion
- ☒ R million
- ☐ R thousand

Actual vs Forecast

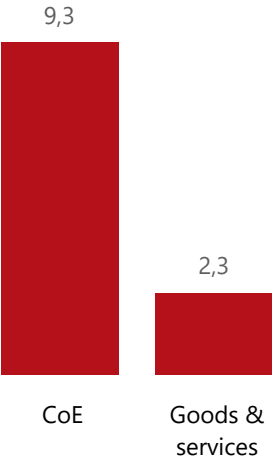
● Approved ● Forecast ● YTD ● Variance



Composition of spending



Top 5 Goods & services



Quarter

1

Cluster

All

Department

Public Works and Infrastructure

Entity

Council for the Built Environment

Capital assets

Spending

Level 3

A

- ☒ CoE
- ☒ Goods & services
- Total**

Top 10 Entities

Council for the Built Environment

11,6