

# Overview - Public Entities Quarterly Reporting

Approved receipts

424.5

81.6%

Approved spending

552.5

30.4%

Surplus/(deficit)

-128.0

- ☐ R billion
- ☒ R million
- ☐ R thousand

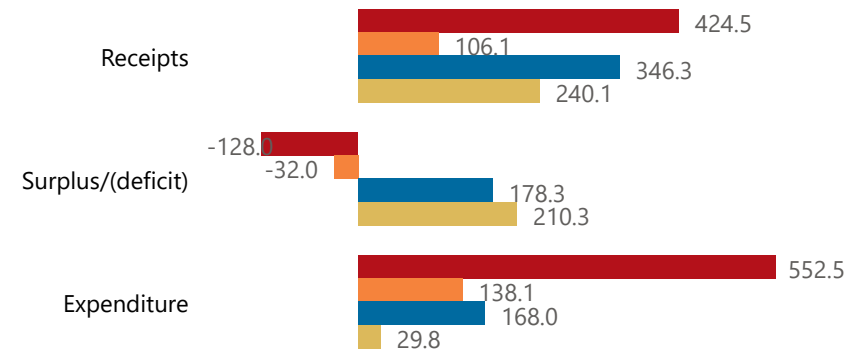


national treasury


Department:  
National Treasury  
REPUBLIC OF SOUTH AFRICA

## Consolidation

● Approved ● Forecast ● YTD ● Variance



## Composition of receipts



## Quarter

1

## Cluster

All

## Department

Police

## Entity

All

## Composition of spending



## Functional grouping



## Spending by PFMA schedule



# Public Entities Receipts

Approved sales of G&S

401.5

81.7%

Approved transfers

(Blank)

(Blank)



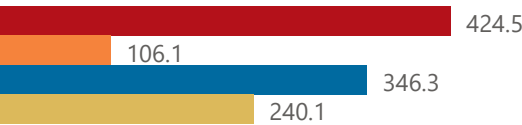
national treasury

Department:  
National Treasury  
REPUBLIC OF SOUTH AFRICA

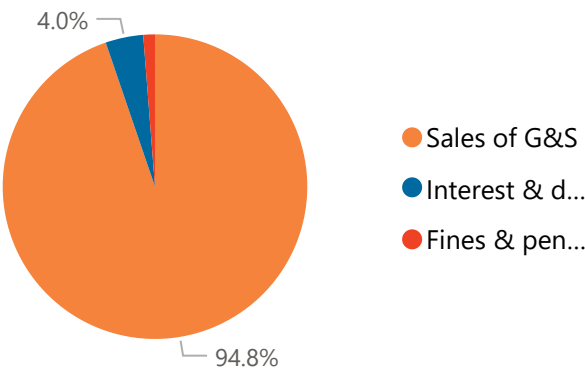
- ☐ R billion
- ☒ R million
- ☐ R thousand

## Actual vs Forecast

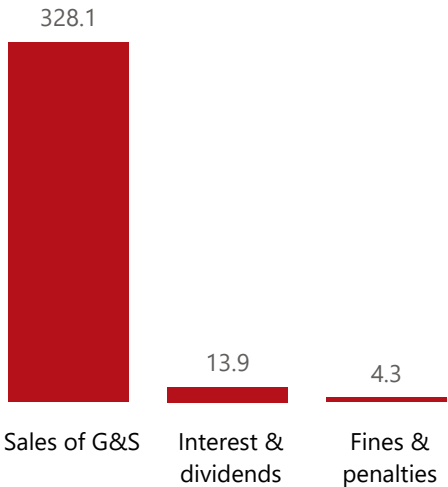
● Approved ● Forecast ● YTD ● Variance



## Composition of receipts



## Top 5 Receipts



## Quarter

1

## Cluster

All

## Department

Police

## Entity

All

## Top 5 Transfers

## Receipts

Level 3	Approved	YTD	% YTD
+ Sales of G&S	401.5	328.1	94.8%
+ Interest & dividends	9.5	13.9	4.0%
+ Fines & penalties	13.6	4.3	1.2%
Total	424.5	346.3	100.0%

## Top 10 Entities

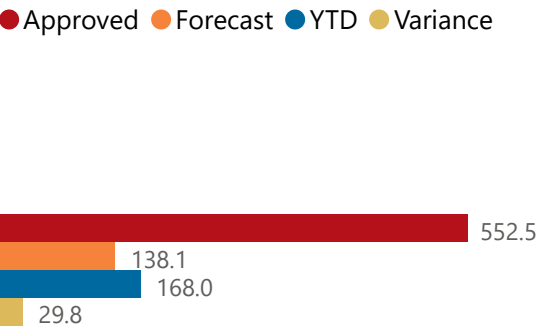
Private Security Industry Regulatory Aut...

346.3

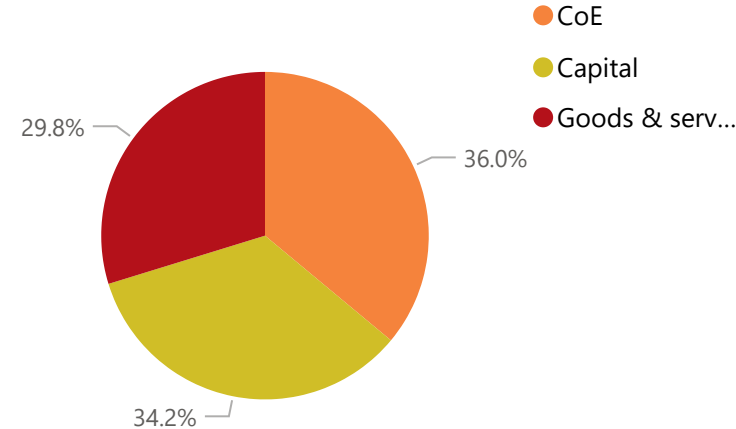
# Public Entities Spending

Approved CoE	Approved G&S	Approved transfers
257.523.5%	281.717.7%	849.181.6%

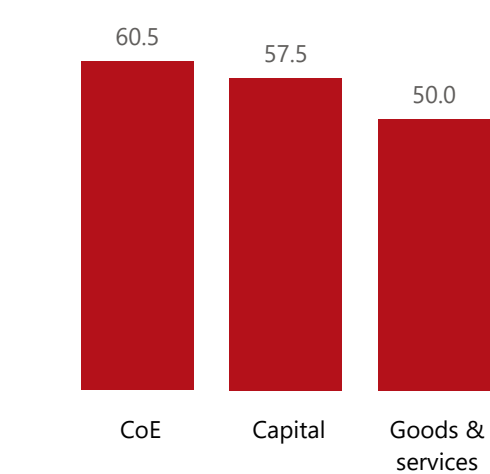
## Actual vs Forecast



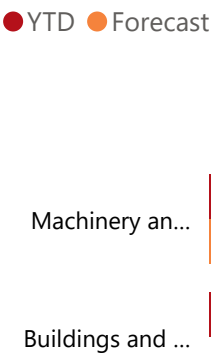
## Composition of spending



## Top 5 Goods & services



## Capital assets



## Spending

Level 3	Approved	YTD	% YTD
⊕ CoE	257.5	60.5	36.0%
⊕ Capital	13.4	57.5	34.2%
⊕ Goods & services	281.7	50.0	29.8%
Total	552.5	168.0	100.0%

## Top 10 Entities



national treasury  
Department:  
National Treasury  
REPUBLIC OF SOUTH AFRICA

- R billion
- R million
- R thousand

## Quarter

1

## Cluster

All

## Department

Police

## Entity

All