

Overview - Public Entities Quarterly Reporting

Approved receipts

119,5

28,3%

Approved spending

130,2

28,6%

Surplus/(deficit)

-10,7

- ☐ R billion
- ☒ R million
- ☐ R thousand

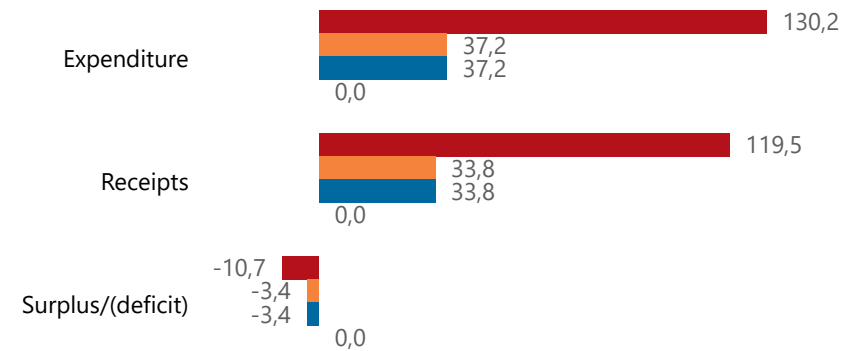


national treasury

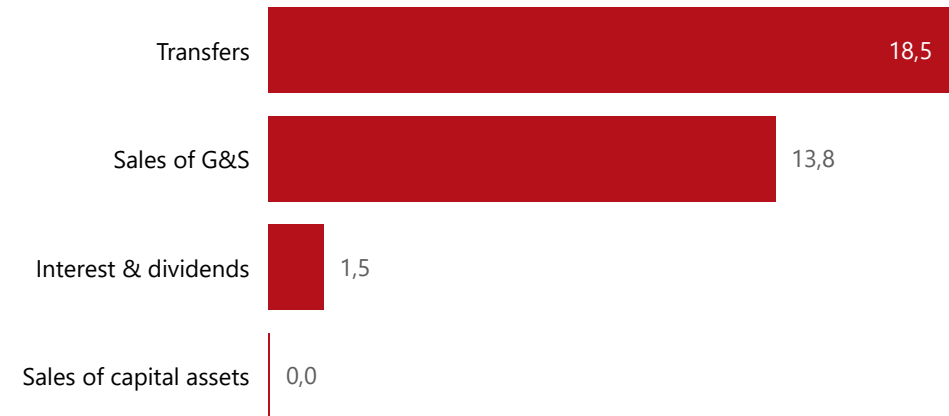
Department:
National Treasury
REPUBLIC OF SOUTH AFRICA

Consolidation

● Approved ● Forecast ● YTD ● Variance



Composition of receipts



Quarter

1

Cluster

All

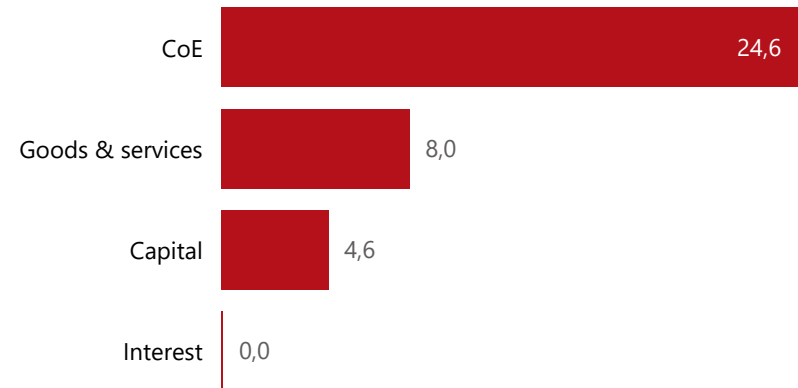
Department

Mineral Resources and Energy

Entity

South African Diamond and Precious...

Composition of spending



Functional grouping



Spending by PFMA schedule



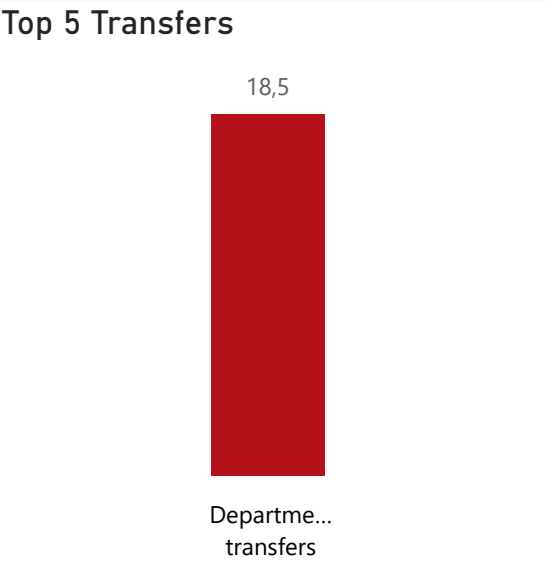
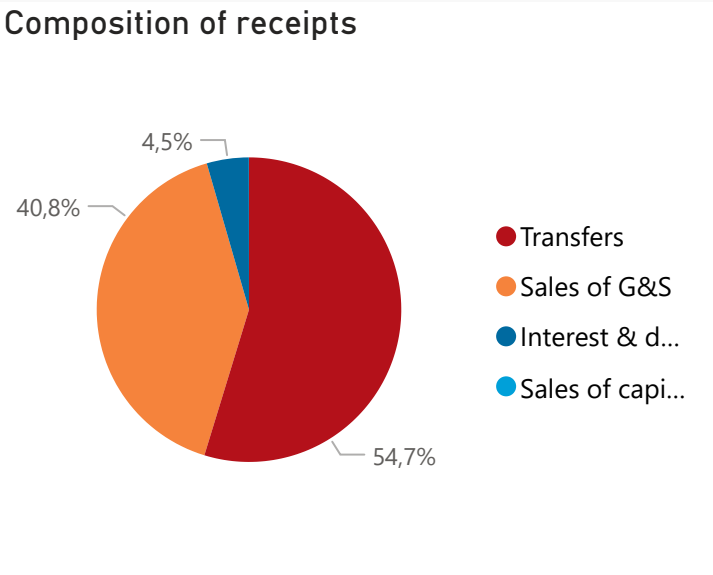
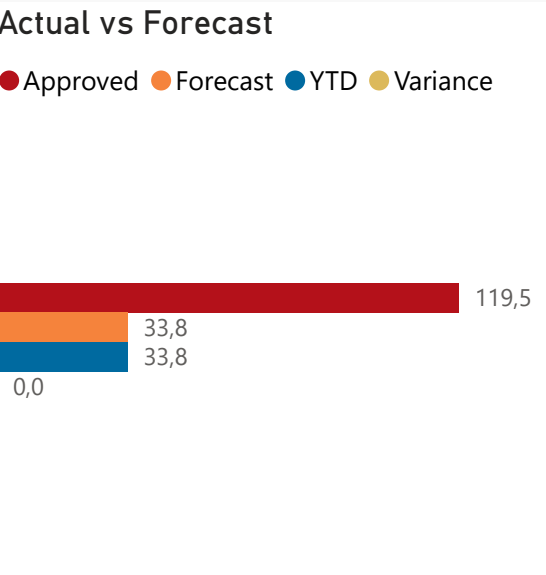
Public Entities Receipts

Approved sales of G&S

53,525,8%

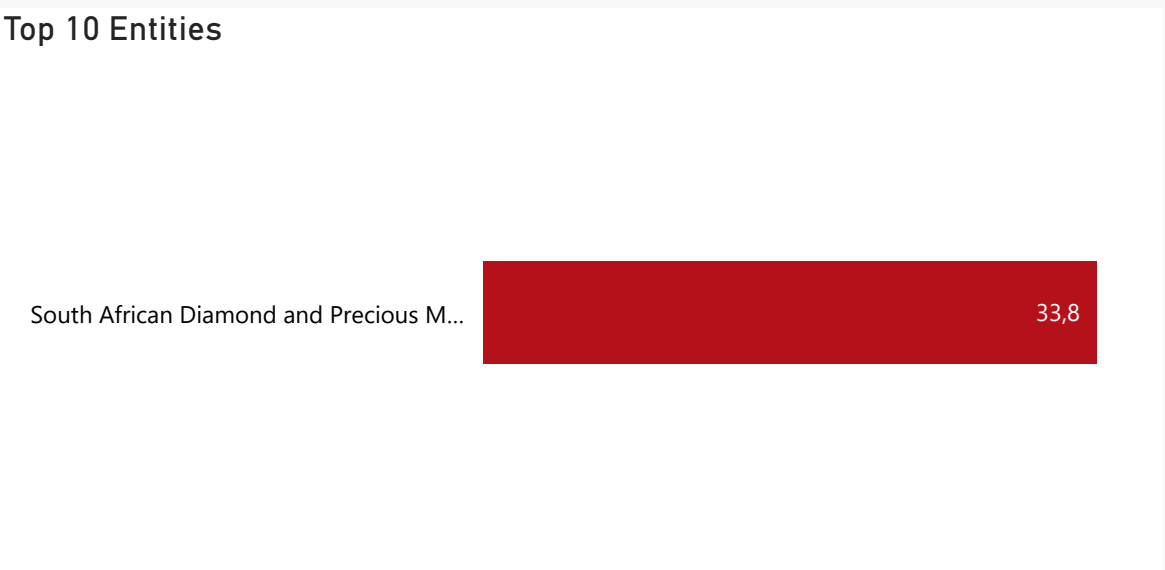
Approved transfers

59,930,9%

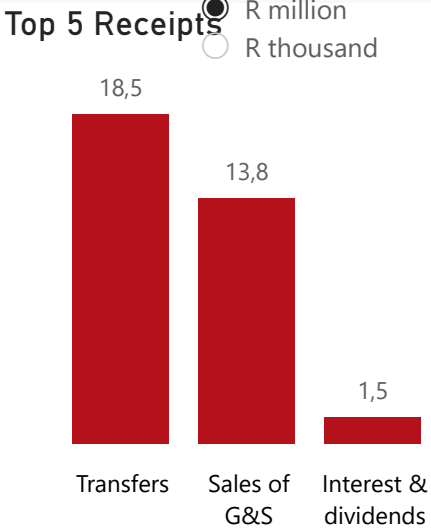


Receipts

Level 3	Approved	YTD	% YTD
+ Transfers	59,9	18,5	54,7%
+ Sales of G&S	53,5	13,8	40,8%
+ Interest & dividends	6,0	1,5	4,5%
+ Sales of capital assets		0,0	0,0%
Total	119,5	33,8	100,0%



○ R billion
● R million
○ R thousand



Quarter

1

Cluster

All

Department

Mineral Resources and Energy

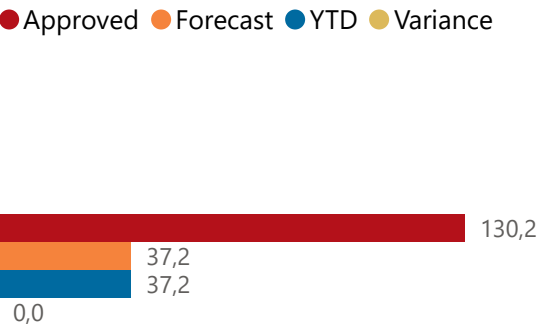
Entity

South African Diamond and Precious...

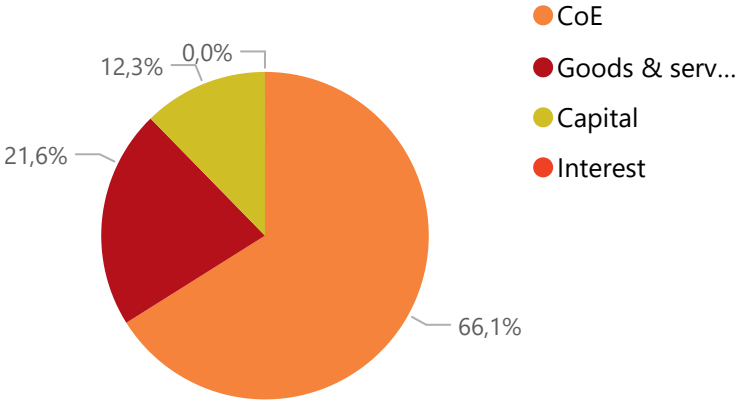
Public Entities Spending

Approved CoE	Approved G&S	Approved transfers
98,325,0%	26,130,8%	239,028,3%

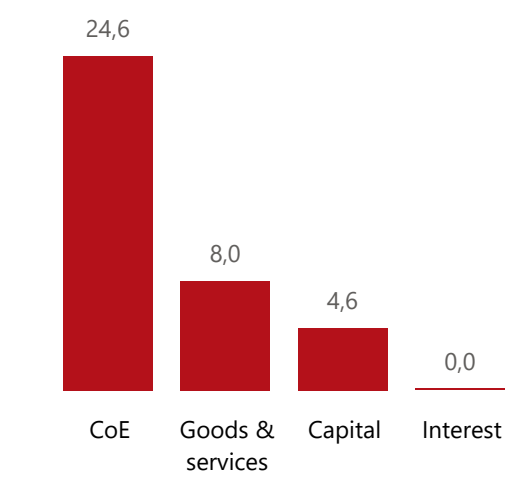
Actual vs Forecast



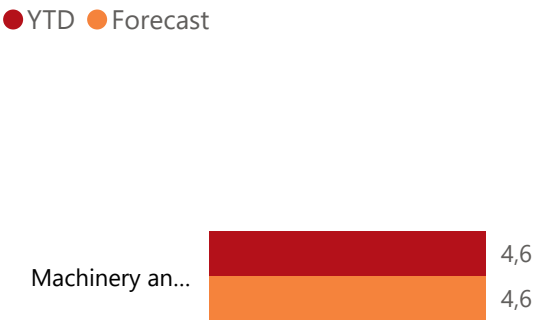
Composition of spending



Top 5 Goods & services



Capital assets



Spending

Level 3	Approved	YTD	% YTD
CoE	98,3	24,6	66,1%
Goods & services	26,1	8,0	21,6%
Capital	5,8	4,6	12,3%
Interest		0,0	0,0%
Total	130,2	37,2	100,0%

Top 10 Entities



national treasury
Department:
National Treasury
REPUBLIC OF SOUTH AFRICA

Quarter

1

Cluster

All

Department

Mineral Resources and Energy

Entity

South African Diamond and Precious...