

Overview - Public Entities Quarterly Reporting

Approved receipts

398,1

26,3%

Approved spending

485,3

20,5%

Surplus/(deficit)

-87,2

- ☐ R billion
- ☒ R million
- ☐ R thousand

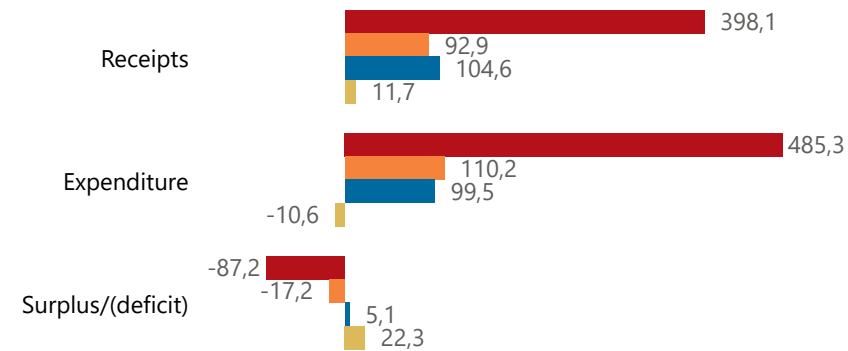


national treasury

Department:
National Treasury
REPUBLIC OF SOUTH AFRICA

Consolidation

● Approved ● Forecast ● YTD ● Variance



Composition of receipts



Quarter

1

Cluster

All

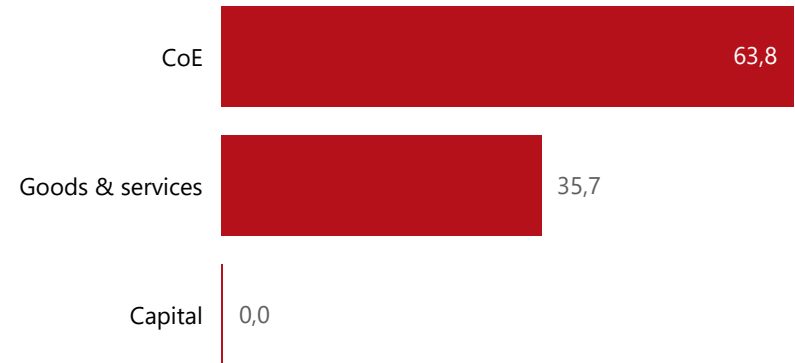
Department

Mineral Resources and Energy

Entity

National Energy Regulator of South ...

Composition of spending



Functional grouping



Spending by PFMA schedule



Public Entities Receipts

Approved sales of G&S

387,0

26,4%

Approved transfers

(Blank)

(Blank)

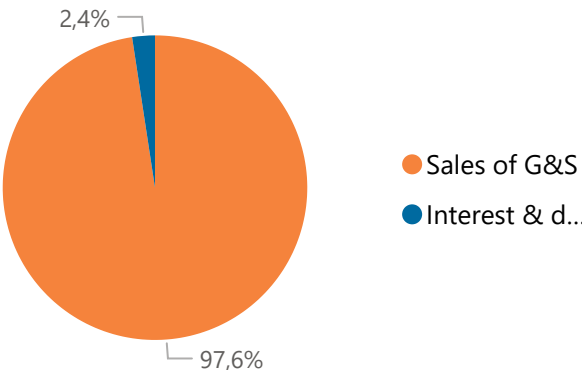
Actual vs Forecast

● Approved ● Forecast ● YTD ● Variance



Top 5 Transfers

Composition of receipts



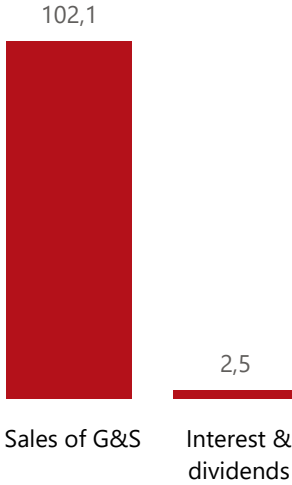
Receipts

Level 3	Approved	YTD	% YTD
+ Sales of G&S	387,0	102,1	97,6%
+ Interest & dividends	11,1	2,5	2,4%
Total	398,1	104,6	100,0%

Top 10 Entities

Top 5 Receipts

○ R billion
● R million
○ R thousand



Quarter

1

Cluster

All

Department

Mineral Resources and Energy

Entity

National Energy Regulator of South ...



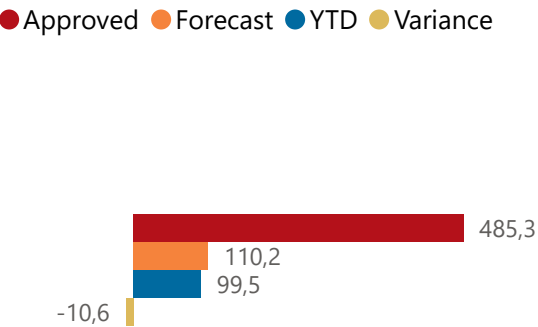
national treasury

Department:
National Treasury
REPUBLIC OF SOUTH AFRICA

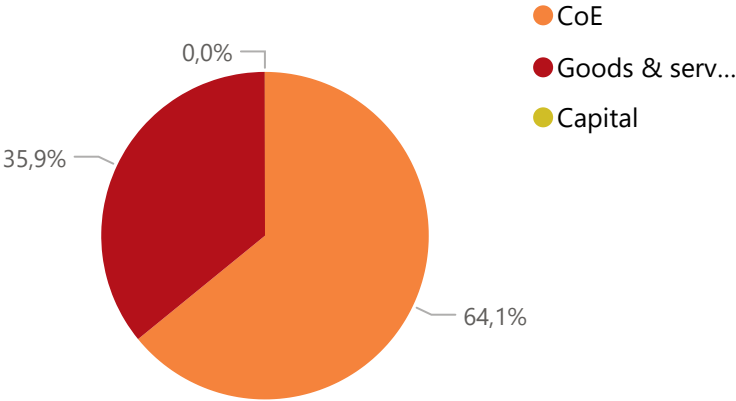
Public Entities Spending

Approved CoE	Approved G&S	Approved transfers
345,018,5%	123,229,0%	796,226,3%

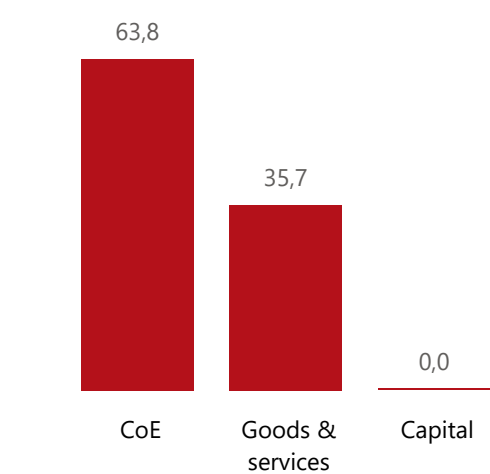
Actual vs Forecast



Composition of spending



Top 5 Goods & services



Capital assets



Spending

Level 3	Approved	YTD	% YTD
CoE	345,0	63,8	64,1%
Goods & services	123,2	35,7	35,9%
Capital	17,1	0,0	0,0%
Total	485,3	99,5	100,0%

Top 10 Entities



national treasury
Department:
National Treasury
REPUBLIC OF SOUTH AFRICA

- R billion
- R million
- R thousand

Quarter

1

Cluster

All

Department

Mineral Resources and Energy

Entity

National Energy Regulator of South ...