

Overview - Public Entities Quarterly Reporting

Approved receipts

361,2

25,0%

Approved spending

350,4

23,1%

Surplus/(deficit)

10,8

- ☐ R billion
- ☒ R million
- ☐ R thousand

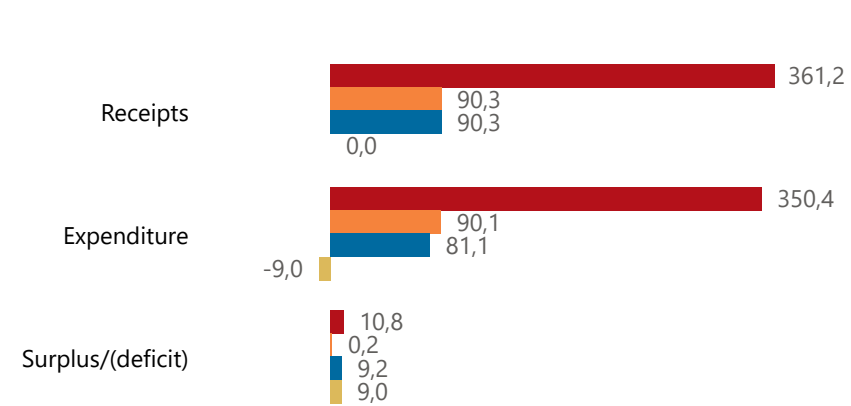


national treasury

Department:
National Treasury
REPUBLIC OF SOUTH AFRICA

Consolidation

● Approved ● Forecast ● YTD ● Variance



Composition of receipts



Quarter

1

Cluster

All

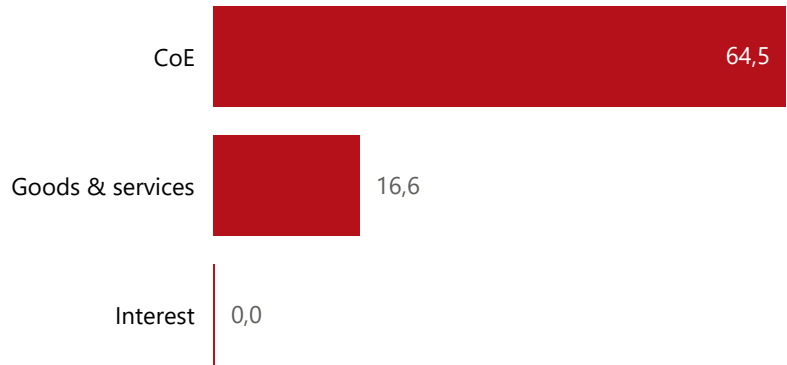
Department

Justice and Constitutional Develop... ▾

Entity

The Public Protector of South Africa ▾

Composition of spending



Functional grouping



Spending by PFMA schedule



Public Entities Receipts

Approved sales of G&S

(Blank) (Blank)

Approved transfers

352,0 25,0%



national treasury

Department:
National Treasury
REPUBLIC OF SOUTH AFRICA

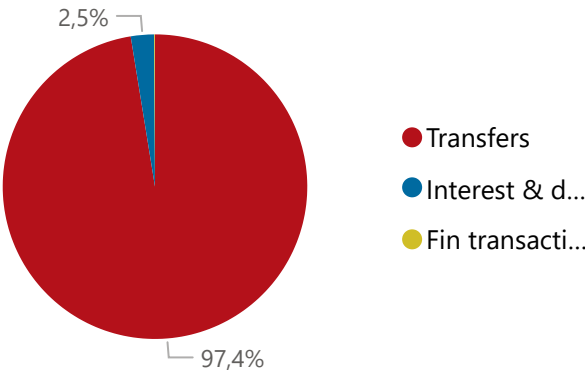
- ☐ R billion
- ☒ R million
- ☐ R thousand

Actual vs Forecast

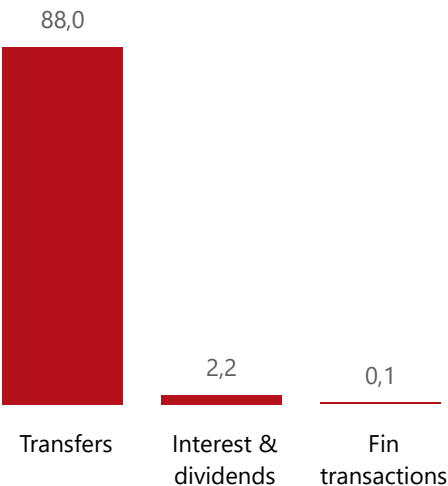
● Approved ● Forecast ● YTD ● Variance



Composition of receipts



Top 5 Receipts



Quarter

1

Cluster

All

Department

Justice and Constitutional Developm...

Entity

The Public Protector of South Africa

Top 5 Transfers



Receipts

Level 3	Approved	YTD	% YTD
+ Transfers	352,0	88,0	97,4%
+ Interest & dividends	8,9	2,2	2,5%
+ Fin transactions	0,3	0,1	0,1%
Total	361,2	90,3	100,0%

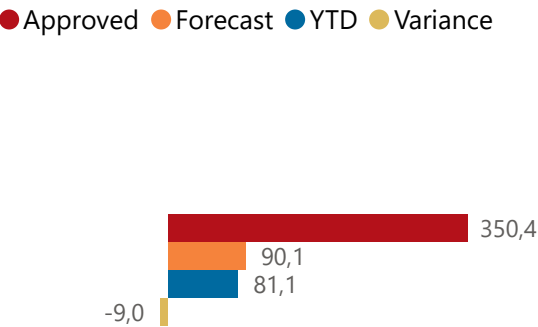
Top 10 Entities



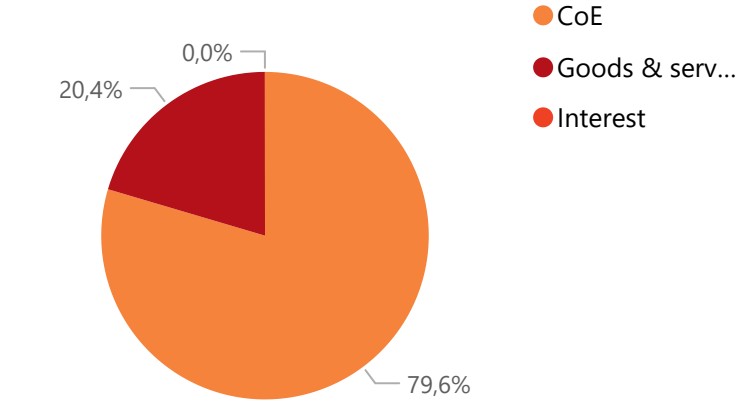
Public Entities Spending

Approved CoE	Approved G&S	Approved transfers
278,423,2%	70,423,5%	722,525,0%

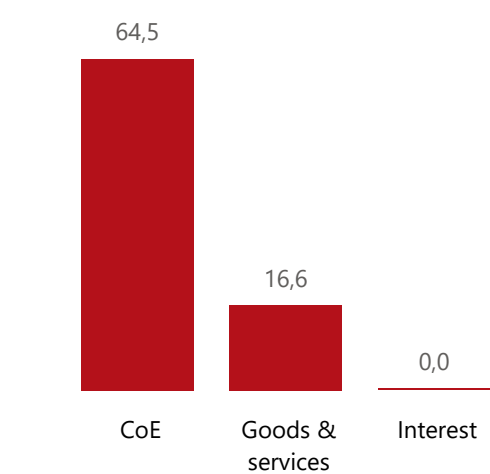
Actual vs Forecast



Composition of spending



Top 5 Goods & services



Capital assets

Spending

Level 3	Approved	YTD	% YTD
CoE	278,4	64,5	79,6%
Goods & services	70,4	16,6	20,4%
Interest	1,6	0,0	0,0%
Total	350,4	81,1	100,0%

Top 10 Entities



- R billion
- R million
- R thousand

Quarter

1

Cluster

All

Department

Justice and Constitutional Develop...

Entity

The Public Protector of South Africa