

# Overview - Public Entities Quarterly Reporting

Approved receipts

864.1

2.2%

Approved spending

864.1

1.2%

Surplus/(deficit)

(Blank)

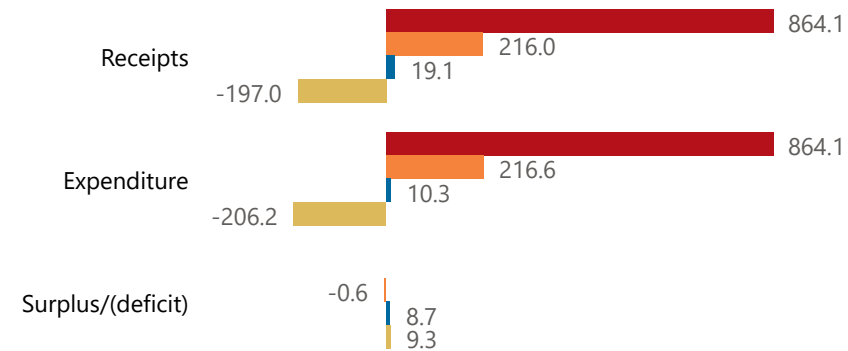
- ☐ R billion
- ☒ R million
- ☐ R thousand



**national treasury**  
Department:  
National Treasury  
REPUBLIC OF SOUTH AFRICA

## Consolidation

● Approved ● Forecast ● YTD ● Variance



## Composition of receipts



## Composition of spending



## Quarter

1

## Cluster

All

## Department

Human Settlements

## Entity

The Social Housing Regulatory Auth...

## Spending by PFMA schedule



# Public Entities Receipts

Approved sales of G&S

(Blank)

(Blank)

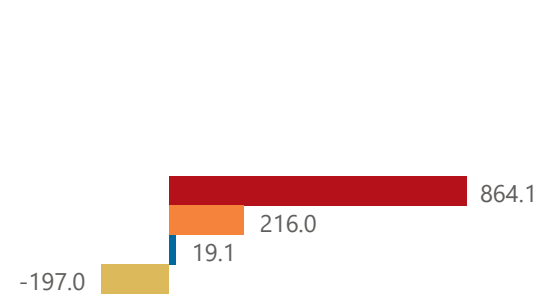
Approved transfers

864.1

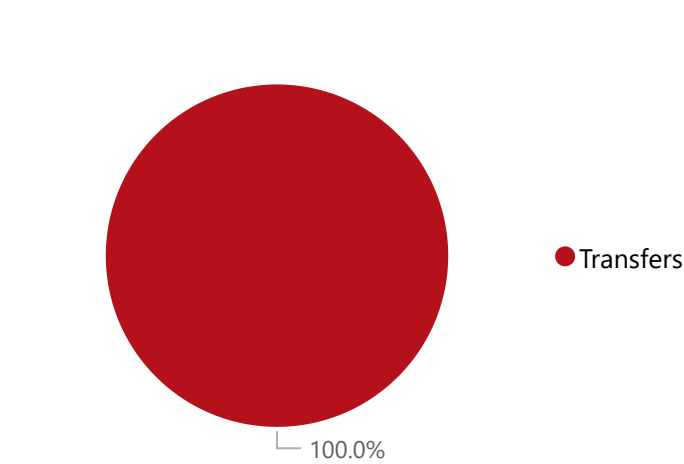
2.2%

## Actual vs Forecast


● Approved ● Forecast ● YTD ● Variance



## Composition of receipts



## Top 5 Receipts



## Quarter

1

## Cluster

All

## Department

Human Settlements

## Entity

The Social Housing Regulatory Auth...

## Top 5 Transfers



## Receipts

Level 3	Approved	YTD	% YTD
Transfers	864.1	19.1	100.0%
Total	864.1	19.1	100.0%

## Top 10 Entities



# Public Entities Spending

Approved CoE

40.4

25.6%

Approved G&S

37.2

(Blank)

Approved transfers

1 728.2

2.2%

- ☐ R billion
- ☒ R million
- ☐ R thousand

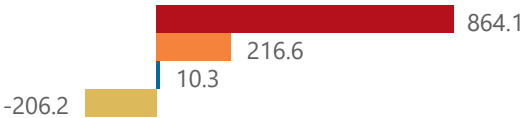


national treasury

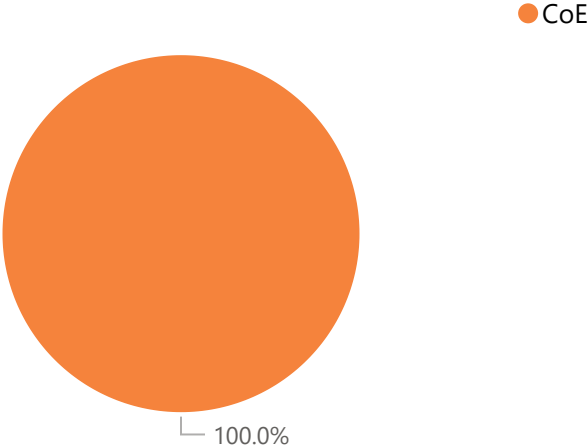
Department:  
National Treasury  
REPUBLIC OF SOUTH AFRICA

## Actual vs Forecast

● Approved ● Forecast ● YTD ● Variance



## Composition of spending



## Top 5 Goods & services



## Quarter

1

## Cluster

All

## Department

Human Settlements

## Entity

The Social Housing Regulatory Auth... ▾

## Capital assets

## Spending

Level 3	Approved	YTD	% YTD
⊕ CoE	40.4	10.3	100.0%
⊕ Goods & services	37.2		
⊕ Transfers & sub	786.5		
Total	864.1	10.3	100.0%

## Top 10 Entities

The Social Housing Regulatory Authority



10.3