

Overview - Public Entities Quarterly Reporting

Approved receipts

1 878.0

22.6%

Approved spending

1 294.7

19.0%

Surplus/(deficit)

583.3

- ☐ R billion
- ☒ R million
- ☐ R thousand

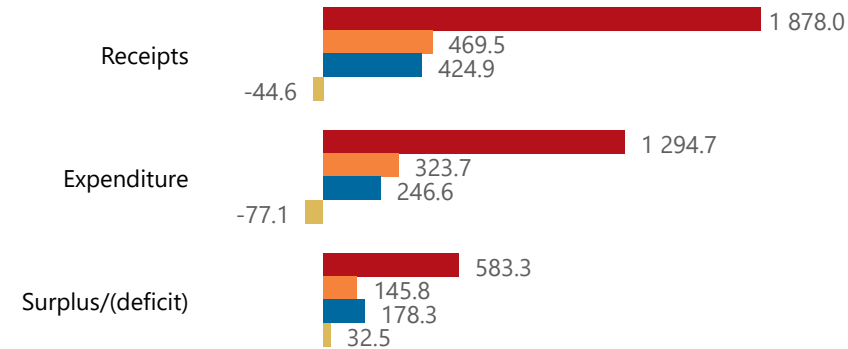


national treasury


Department:
National Treasury
REPUBLIC OF SOUTH AFRICA

Consolidation

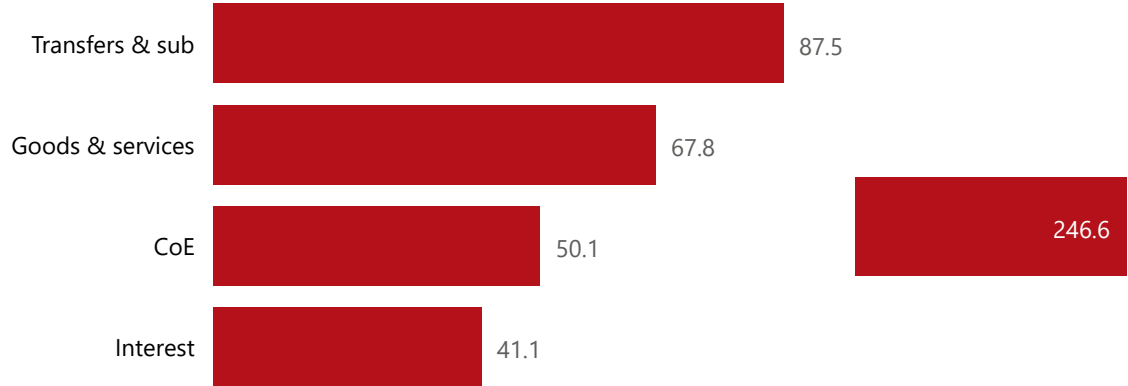
● Approved ● Forecast ● YTD ● Variance



Composition of receipts



Composition of spending



Quarter

1

Cluster

All

Department

Human Settlements

Entity

National Housing Finance Corporati...

Spending by PFMA schedule



Public Entities Receipts

Approved sales of G&S

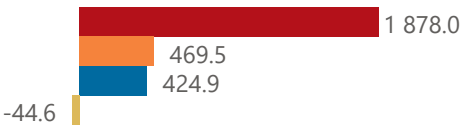
1 674.0 13.9%

Approved transfers

(Blank) (Blank)

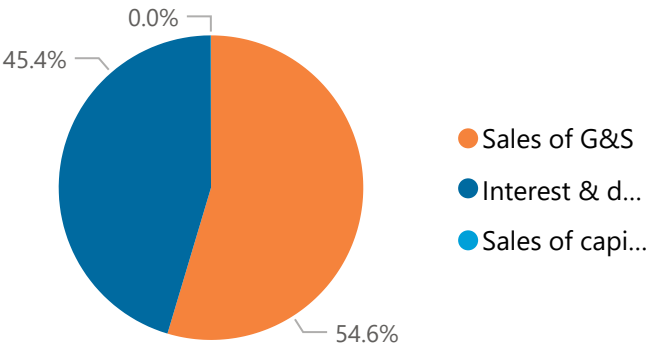
Actual vs Forecast

● Approved ● Forecast ● YTD ● Variance



Top 5 Transfers

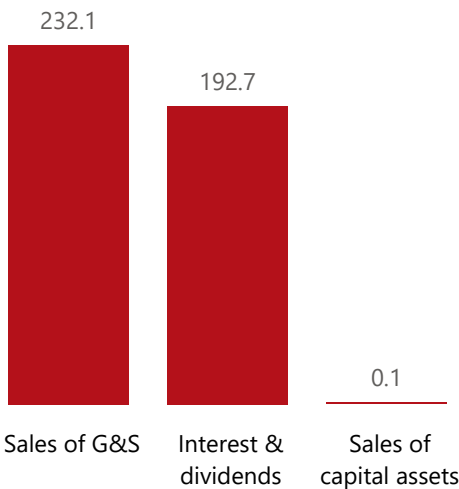
Composition of receipts



Receipts

Level 3	Approved	YTD	% YTD
+ Sales of G&S	1 674.0	232.1	54.6%
+ Interest & dividends	132.0	192.7	45.4%
+ Sales of capital assets	72.0	0.1	0.0%
Total	1 878.0	424.9	100.0%

Top 5 Receipts



Top 10 Entities



national treasury
Department:
National Treasury
REPUBLIC OF SOUTH AFRICA

- R billion
- R million
- R thousand

Quarter

1

Cluster

All

Department

Human Settlements

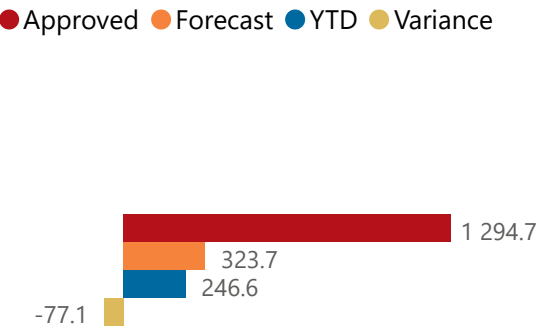
Entity

National Housing Finance Corporati...

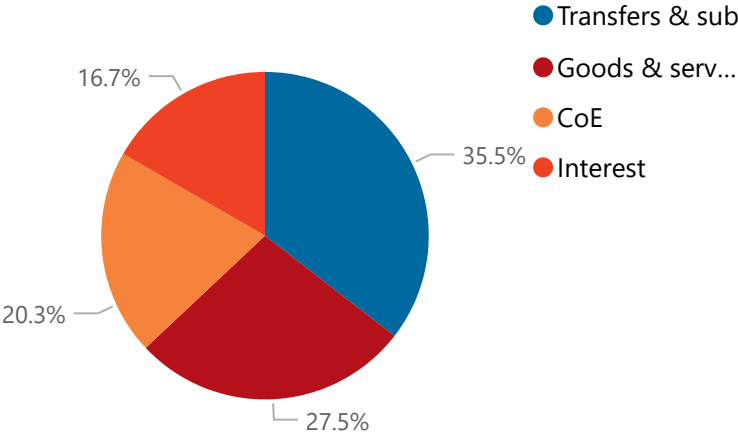
Public Entities Spending

Approved CoE	Approved G&S	Approved transfers
231.221.7%	252.526.9%	3 756.022.6%

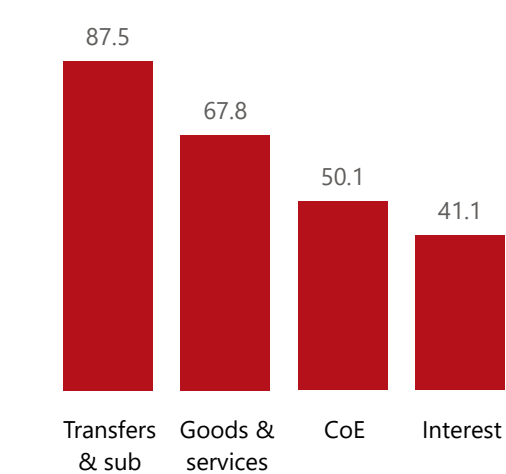
Actual vs Forecast



Composition of spending



Top 5 Goods & services



Capital assets

Spending

Level 3	Approved	YTD	% YTD
⊕ Transfers & sub	401.4	87.5	35.5%
⊕ Goods & services	252.5	67.8	27.5%
⊕ CoE	231.2	50.1	20.3%
⊕ Interest	145.8	41.1	16.7%
⊕ Capital	104.0		
⊕ Fin assets	159.7		
Total	1 294.7	246.6	100.0%

Top 10 Entities



Quarter

1

Cluster

All

Department

Human Settlements

Entity

National Housing Finance Corporati...