

Overview - Public Entities Quarterly Reporting

Approved receipts

965.8

20.2%

Approved spending

933.7

25.8%

Surplus/(deficit)

32.1

- ☐ R billion
- ☒ R million
- ☐ R thousand

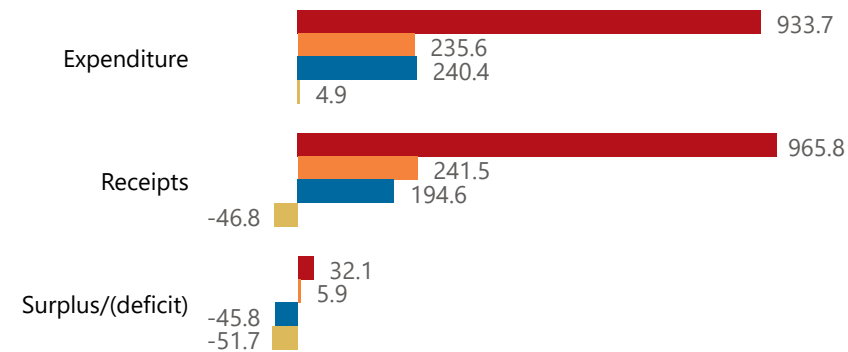


national treasury

Department:
National Treasury
REPUBLIC OF SOUTH AFRICA

Consolidation

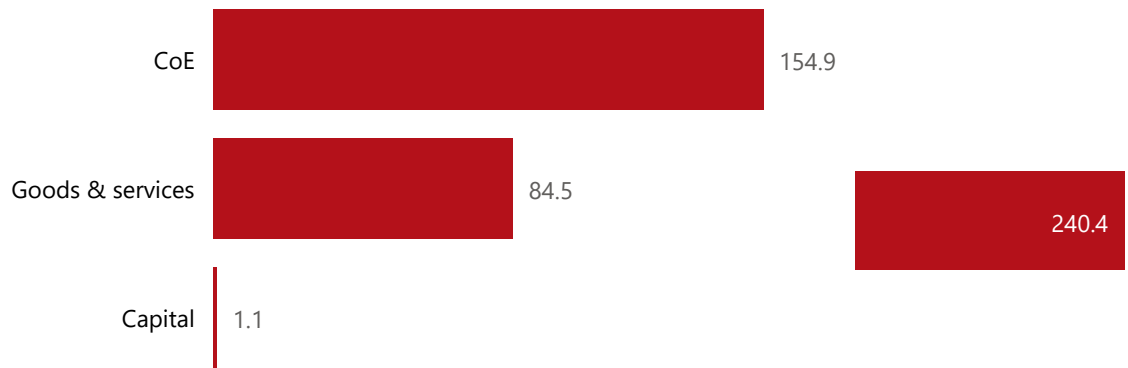
● Approved ● Forecast ● YTD ● Variance



Composition of receipts



Composition of spending



Quarter

1

Cluster

All

Department

Human Settlements

Entity

National Home Builders Registration...

Spending by PFMA schedule



Public Entities Receipts

Approved sales of G&S

907.0

21.4%

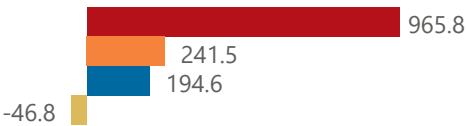
Approved transfers

58.8

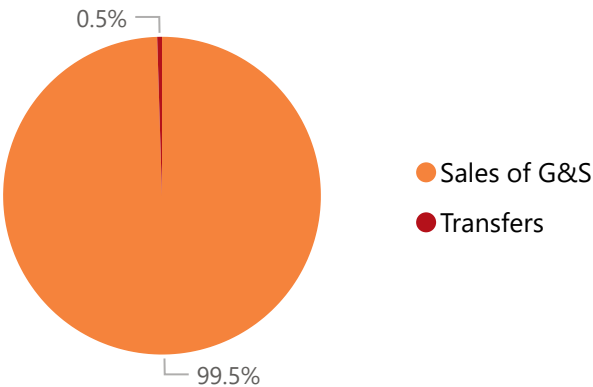
1.6%

Actual vs Forecast


● Approved ● Forecast ● YTD ● Variance



Composition of receipts



Top 5 Receipts



Quarter

1

Cluster

All

Department

Human Settlements

Entity

National Home Builders Registration...

Top 5 Transfers



Receipts

Level 3	Approved	YTD	% YTD
+ Sales of G&S	907.0	193.7	99.5%
+ Transfers	58.8	0.9	0.5%
Total	965.8	194.6	100.0%

Top 10 Entities

National Home Builders Registration Co...

194.6



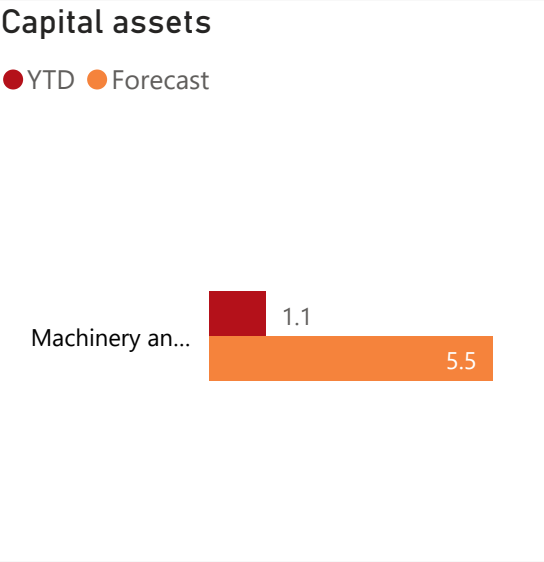
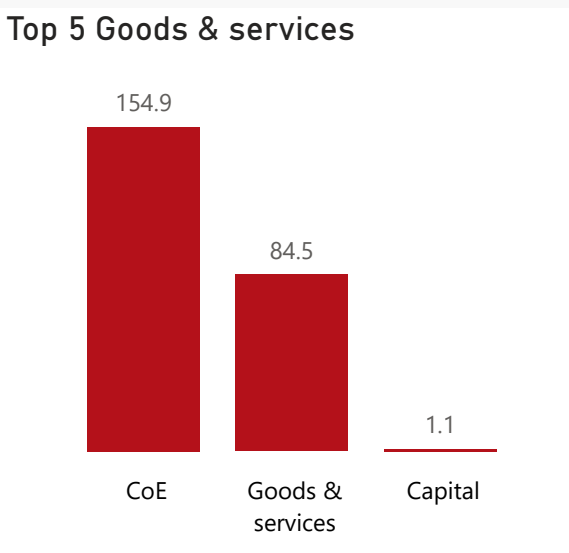
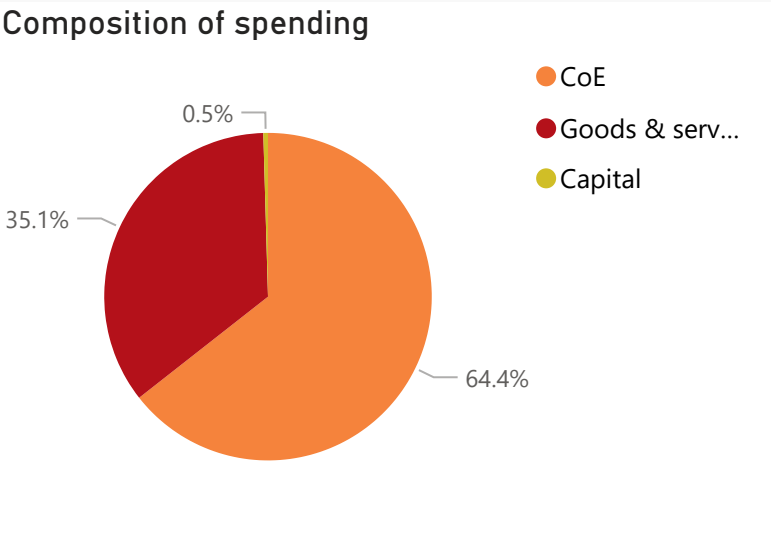
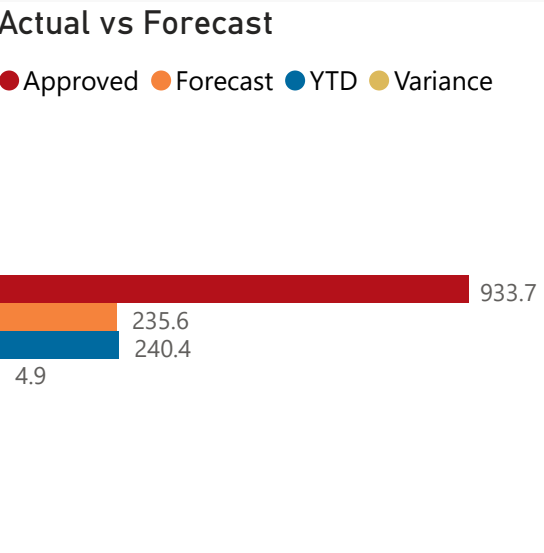
national treasury

Department:
National Treasury
REPUBLIC OF SOUTH AFRICA

- R billion
- R million
- R thousand


Public Entities Spending

Approved CoE	Approved G&S	Approved transfers
617.525.1%	274.430.8%	1 931.620.2%



Spending

Level 3	Approved	YTD	% YTD
CoE	617.5	154.9	64.4%
Goods & services	274.4	84.5	35.1%
Capital	41.9	1.1	0.5%
Total	933.7	240.4	100.0%



○ R billion
● R million
○ R thousand

Quarter

1

Cluster

All

Department

Human Settlements

Entity

National Home Builders Registration...