

Overview - Public Entities Quarterly Reporting

Approved receipts

518.1

30.3%

Approved spending

530.7

13.5%

Surplus/(deficit)

-12.5

- ☐ R billion
- ☒ R million
- ☐ R thousand

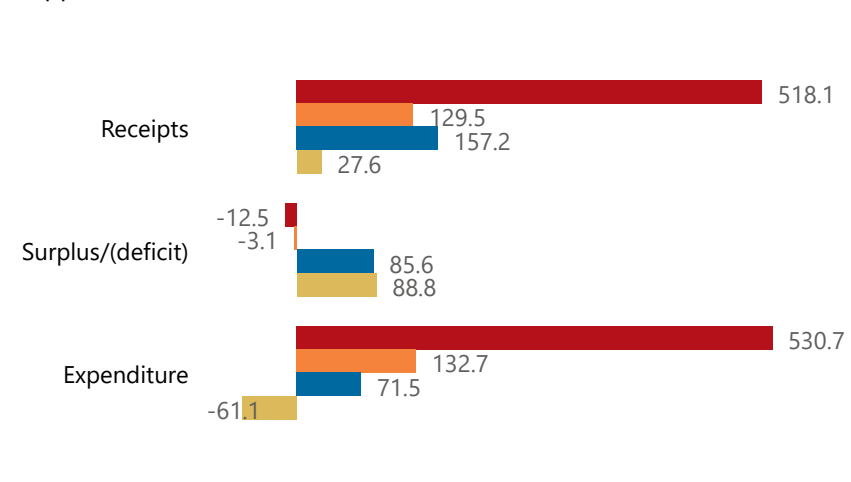


national treasury

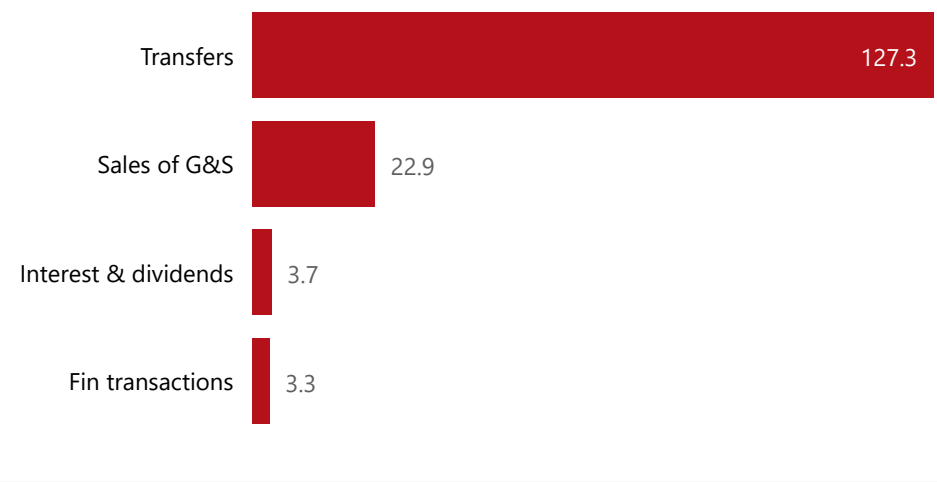
Department:
National Treasury
REPUBLIC OF SOUTH AFRICA

Consolidation

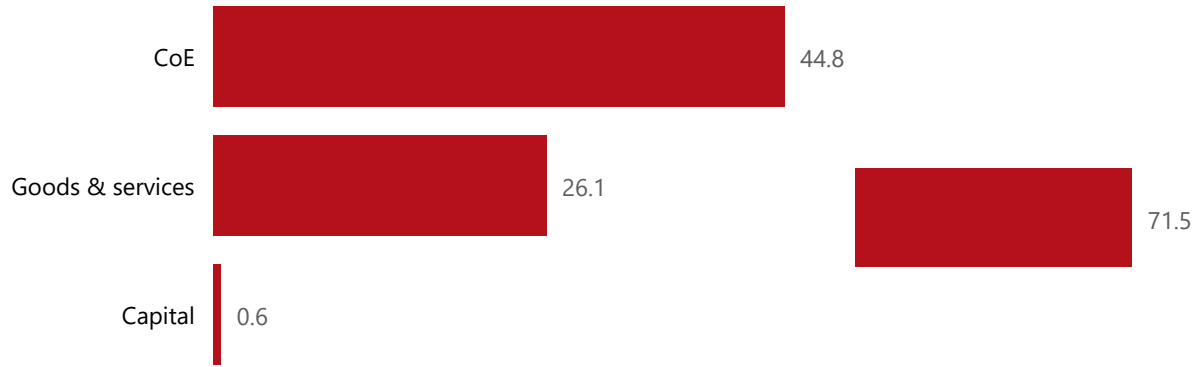
● Approved ● Forecast ● YTD ● Variance



Composition of receipts



Composition of spending



Quarter

1

Cluster

All

Department

Human Settlements

Entity

Housing Development Agency

Spending by PFMA schedule

3A

71.5

Public Entities Receipts

Approved sales of G&S

257.5

8.9%

Approved transfers

254.6

50.0%



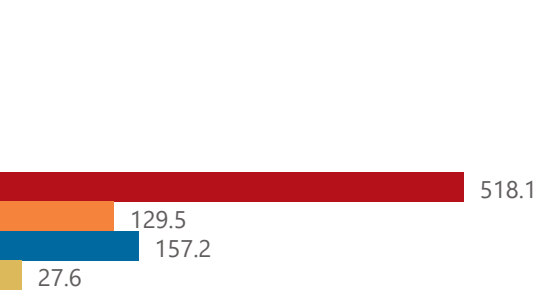
national treasury

Department:
National Treasury
REPUBLIC OF SOUTH AFRICA

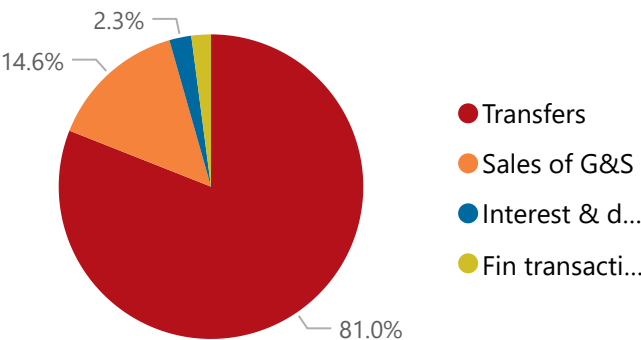
- ☐ R billion
- ☒ R million
- ☐ R thousand

Actual vs Forecast

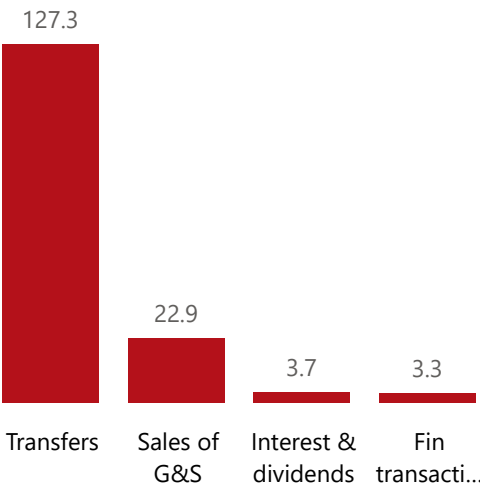
● Approved ● Forecast ● YTD ● Variance



Composition of receipts



Top 5 Receipts



Quarter

1

Cluster

All

Department

Human Settlements

Entity

Housing Development Agency

Top 5 Transfers



Department of Public Works transfers

Receipts

Level 3	Approved	YTD	% YTD
Transfers	254.6	127.3	81.0%
Sales of G&S	257.5	22.9	14.6%
Interest & dividends	5.0	3.7	2.3%
Fin transactions	1.0	3.3	2.1%
Total	518.1	157.2	100.0%

Top 10 Entities

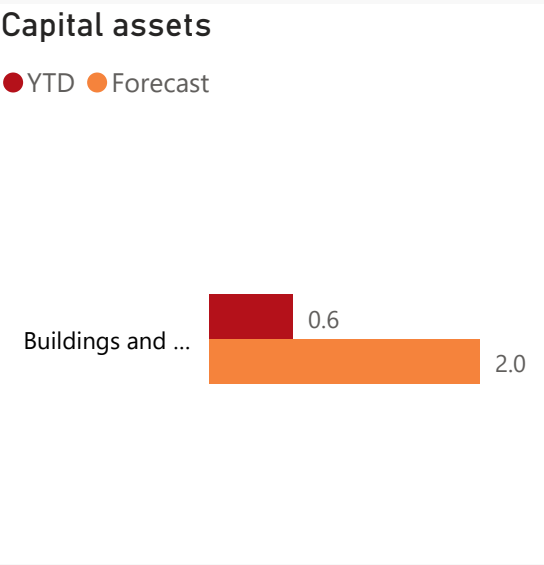
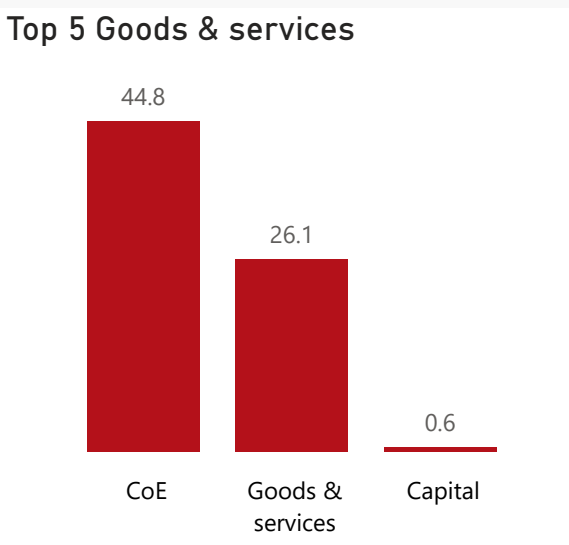
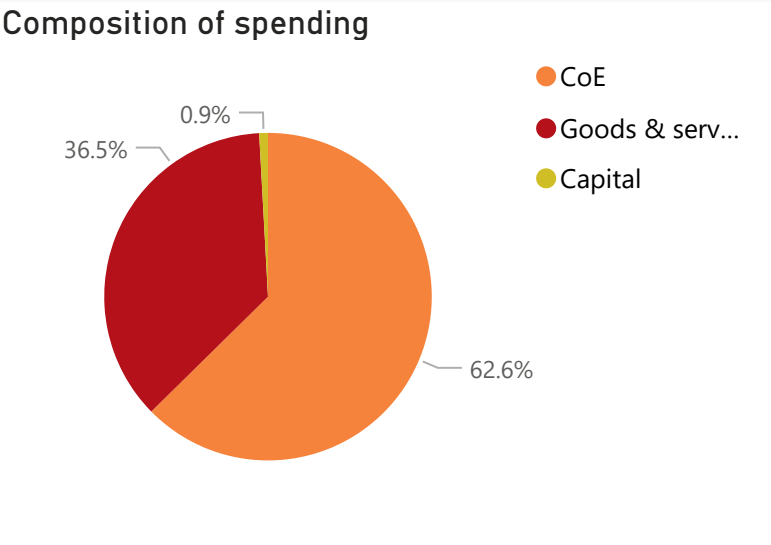
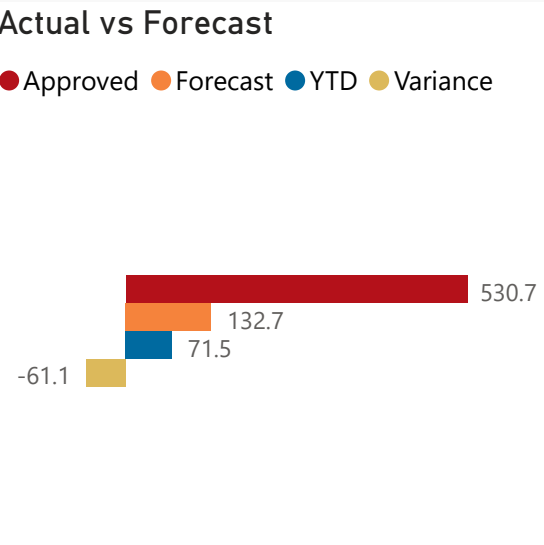
Housing Development Agency



157.2


Public Entities Spending

Approved CoE	Approved G&S	Approved transfers
283.515.8%	234.611.1%	1 036.230.3%



Spending

Level 3	Approved	YTD	% YTD
CoE	283.5	44.8	62.6%
Goods & services	234.6	26.1	36.5%
Capital	12.5	0.6	0.9%
Total	530.7	71.5	100.0%



○ R billion
● R million
○ R thousand

Quarter

1

Cluster

All

Department

Human Settlements

Entity

Housing Development Agency