

# Overview - Public Entities Quarterly Reporting

Approved receipts

2 452,2 55,9%

Approved spending

1 477,9 77,9%

Surplus/(deficit)

974,3

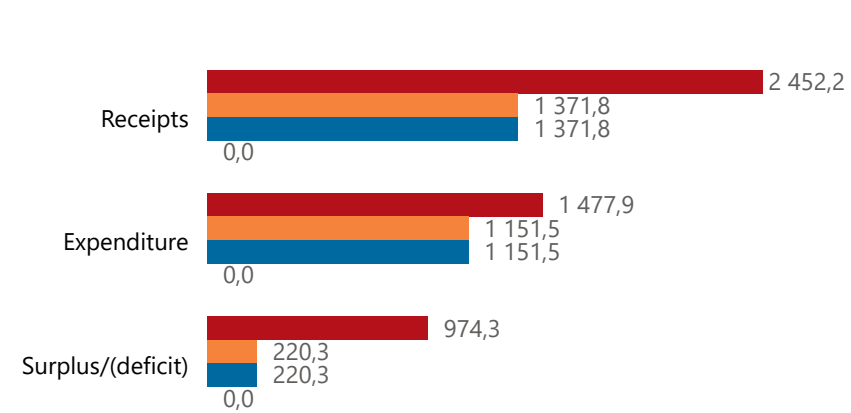
- ☐ R billion
- ☒ R million
- ☐ R thousand



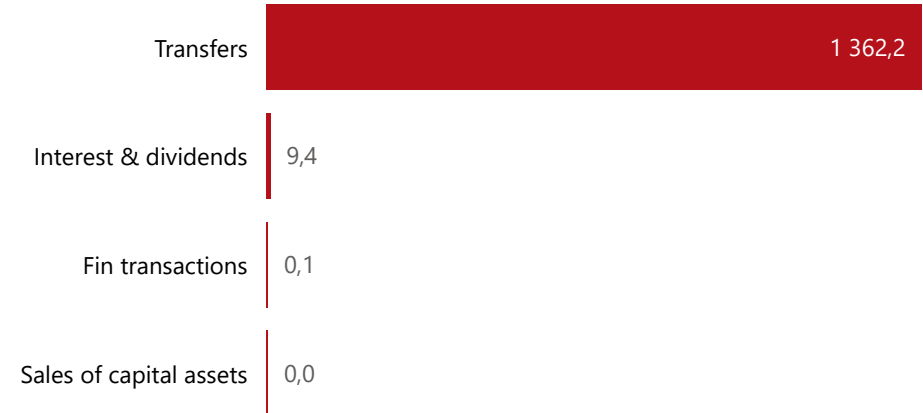
**national treasury**  
Department:  
National Treasury  
REPUBLIC OF SOUTH AFRICA

## Consolidation

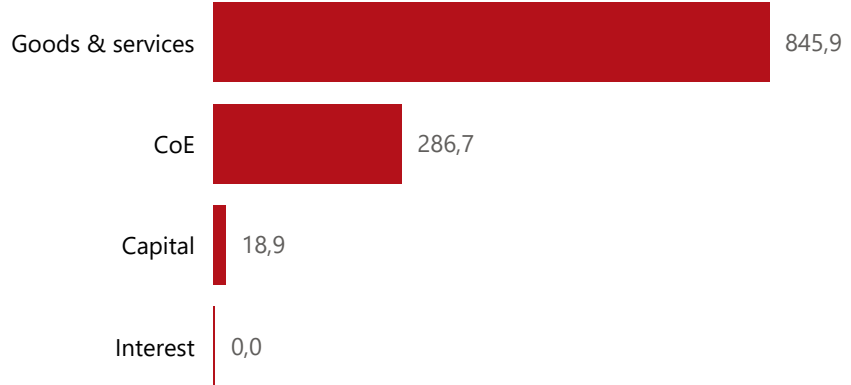
● Approved ● Forecast ● YTD ● Variance



## Composition of receipts



## Composition of spending



## grouping



## Quarter

1

## Cluster

All

## Department

Home Affairs

## Entity

The Independent Electoral Commissi... ▾

## Spending by PFMA schedule



# Public Entities Receipts

Approved sales of G&S

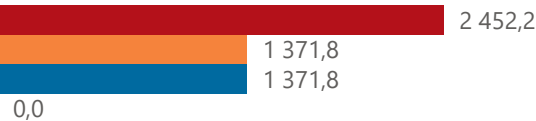
(Blank) (Blank)

Approved transfers

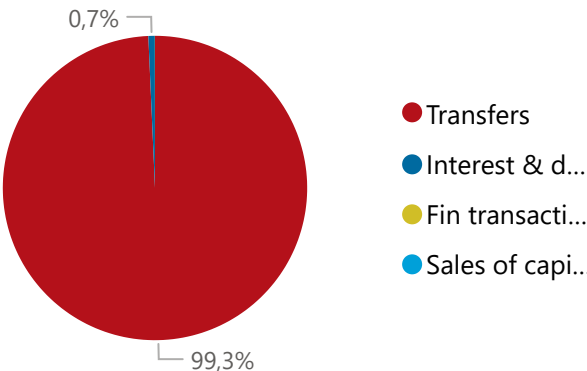
2 302,2 59,2%

## Actual vs Forecast

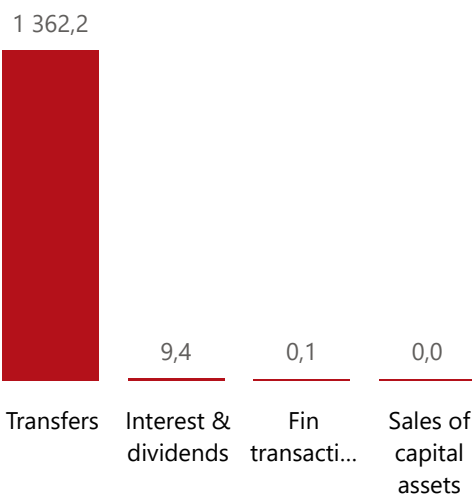
● Approved ● Forecast ● YTD ● Variance



## Composition of receipts



## Top 5 Receipts



## Quarter

1

## Cluster

All

## Department

Home Affairs

## Entity

The Independent Electoral Commission

## Top 5 Transfers



Departme... transfers

## Receipts

Level 3	Approved	YTD	% YTD
Transfers	2 302,2	1 362,2	99,3%
Interest & dividends	150,0	9,4	0,7%
Fin transactions		0,1	0,0%
Sales of capital assets		0,0	0,0%
Total	2 452,2	1 371,8	100,0%

## Top 10 Entities

The Independent Electoral Commission 1 371,8

# Public Entities Spending

Approved CoE

(Blank)

0,0%

Approved G&S

1 477,9

57,2%

Approved transfers

4 904,4

55,9%

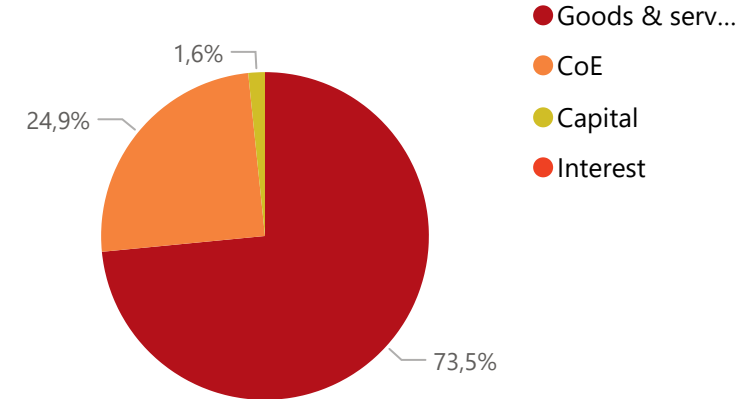
- ☐ R billion
- ☒ R million
- ☐ R thousand

## Actual vs Forecast

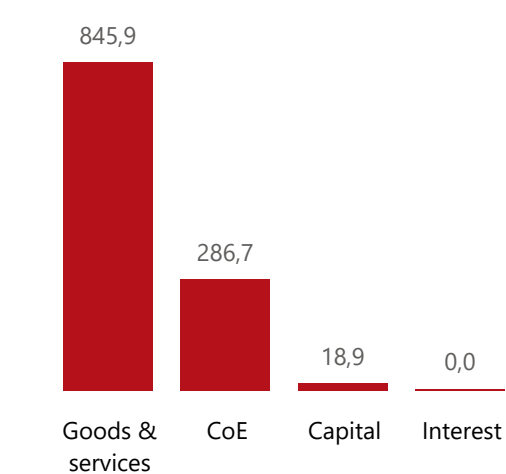
● Approved ● Forecast ● YTD ● Variance



## Composition of spending



## Top 5 Goods & services



## Quarter

1

## Cluster

All

## Department

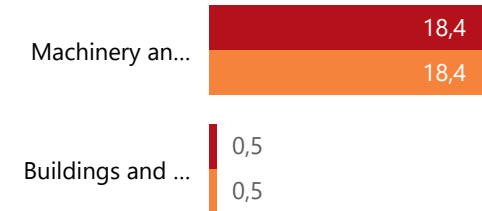
Home Affairs

## Entity

The Independent Electoral Commission

## Capital assets

● YTD ● Forecast



## Spending

Level 3

A

- ☒ Goods & services
- ☒ CoE
- ☒ Capital
- ☒ Interest

Total

## Top 10 Entities

The Independent Electoral Commission

1 151,5