

# Overview - Public Entities Quarterly Reporting

Approved receipts

1 407,7

23,6%

Approved spending

1 412,2

23,7%

Surplus/(deficit)

-4,5

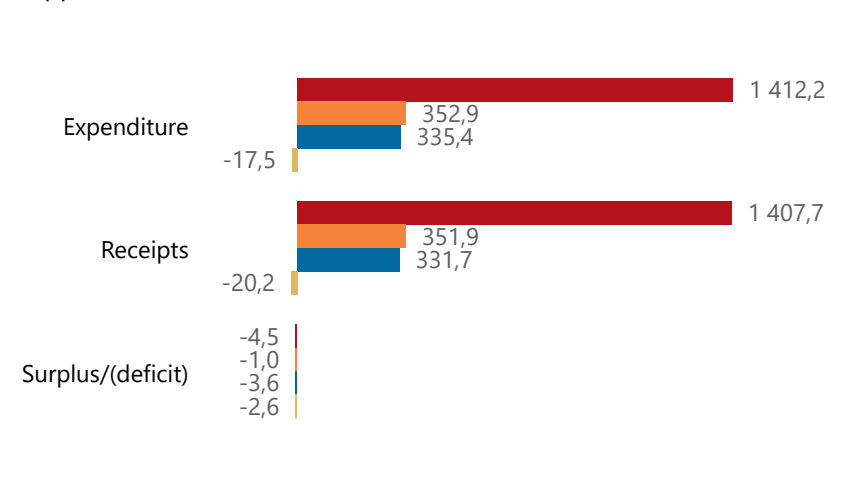
- ☐ R billion
- ☒ R million
- ☐ R thousand



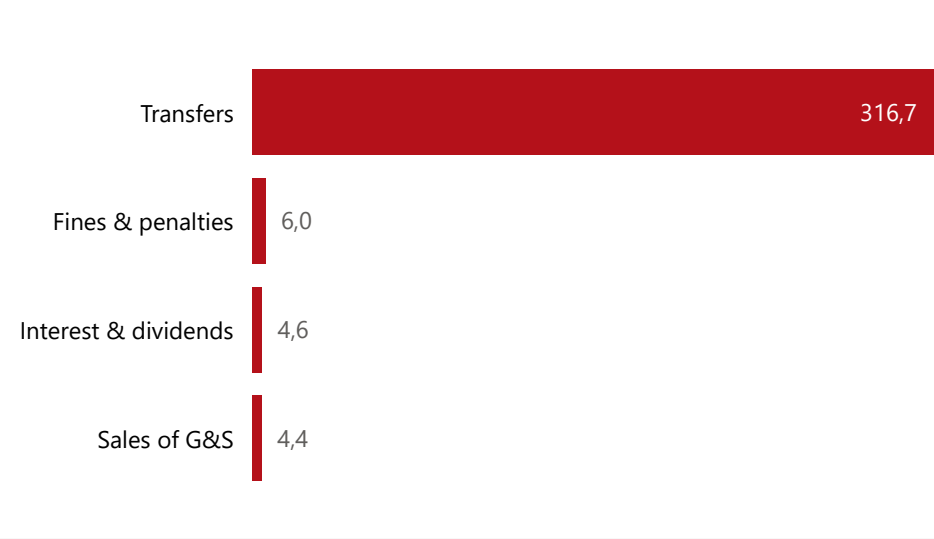
**national treasury**  
Department:  
National Treasury  
REPUBLIC OF SOUTH AFRICA

## Consolidation

● Approved ● Forecast ● YTD ● Variance



## Composition of receipts



## Quarter

1

## Cluster

All

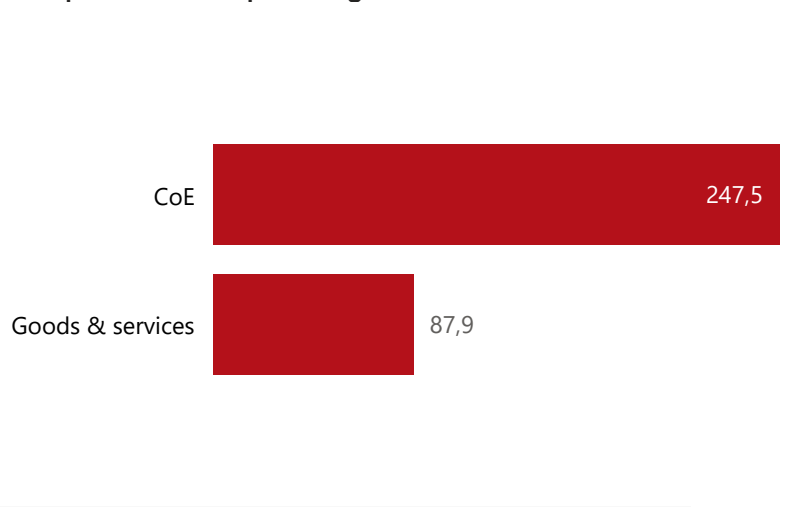
## Department

Home Affairs

## Entity

Border Management Authority

## Composition of spending



## grouping



## Spending by PFMA schedule



# Public Entities Receipts

Approved sales of G&S

(Blank)

0,0%

Approved transfers

1 407,7

22,5%



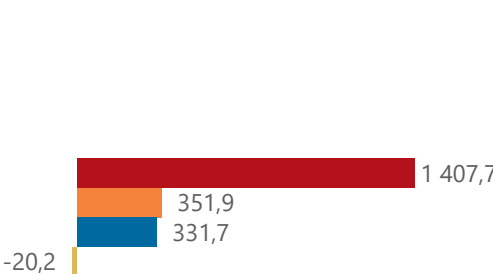
national treasury

Department:  
National Treasury  
REPUBLIC OF SOUTH AFRICA

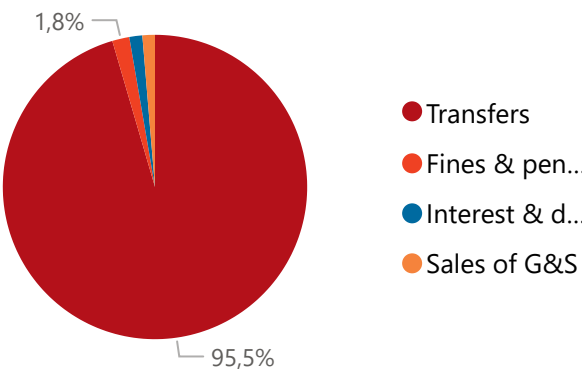
- ☐ R billion
- ☒ R million
- ☐ R thousand

## Actual vs Forecast

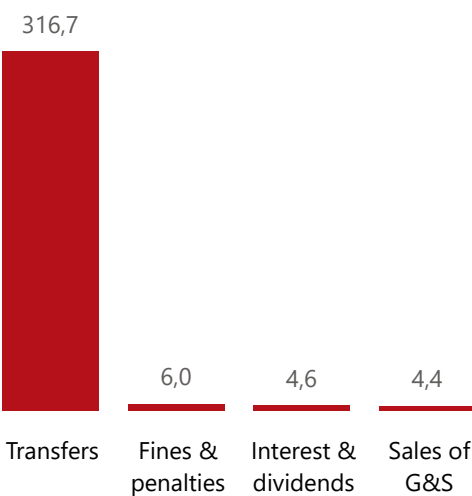
● Approved ● Forecast ● YTD ● Variance



## Composition of receipts



## Top 5 Receipts



## Quarter

1

## Cluster

All

## Department

Home Affairs

## Entity

Border Management Authority

## Top 5 Transfers



Departme...  
transfers

## Receipts

Level 3	Approved	YTD	% YTD
Transfers	1 407,7	316,7	95,5%
Fines & penalties		6,0	1,8%
Interest & dividends		4,6	1,4%
Sales of G&S		4,4	1,3%
Total	1 407,7	331,7	100,0%

## Top 10 Entities

Border Management Authority



# Public Entities Spending

Approved CoE

1 212,9 20,4%

Approved G&S

186,2 47,2%

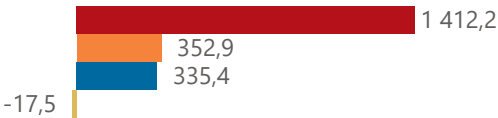
Approved transfers

2 815,4 23,6%

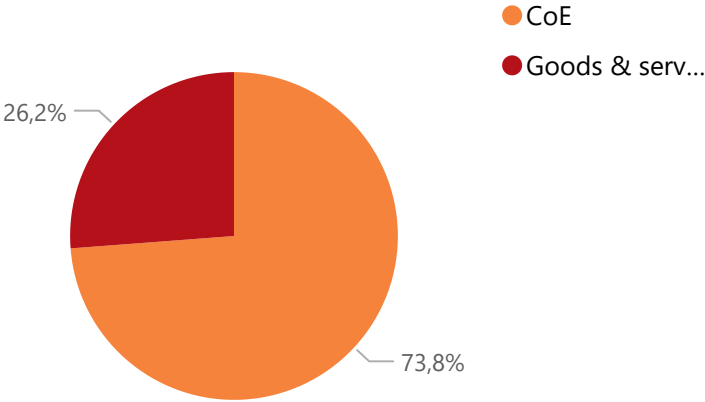
- ☐ R billion
- ☒ R million
- ☐ R thousand

## Actual vs Forecast

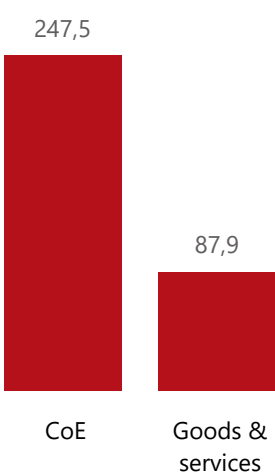
● Approved ● Forecast ● YTD ● Variance



## Composition of spending



## Top 5 Goods & services



## Quarter

1

## Cluster

All

## Department

Home Affairs

## Entity

Border Management Authority

## Capital assets

## Spending

Level 3	A
⊕ CoE	
⊕ Goods & services	
⊕ Capital	
Total	

## Top 10 Entities

Border Management Authority

335,4