

# Overview - Public Entities Quarterly Reporting

Approved receipts

108.3

9.6%

Approved spending

70.8

41.8%

Surplus/(deficit)

37.4

- ☐ R billion
- ☒ R million
- ☐ R thousand

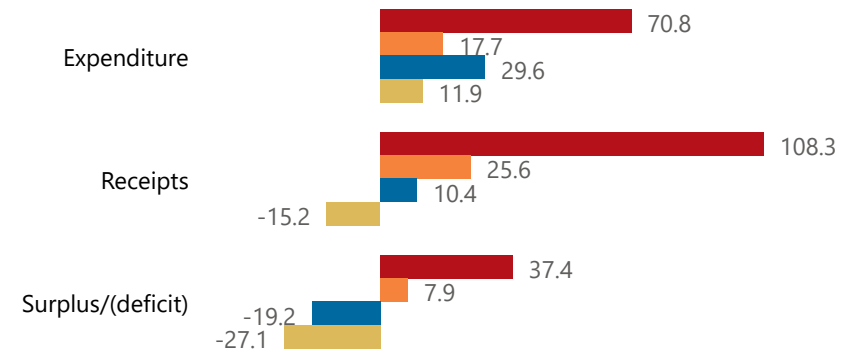


**national treasury**

Department:  
National Treasury  
REPUBLIC OF SOUTH AFRICA

## Consolidation

● Approved ● Forecast ● YTD ● Variance



## Composition of receipts



## Quarter

1

## Cluster

All

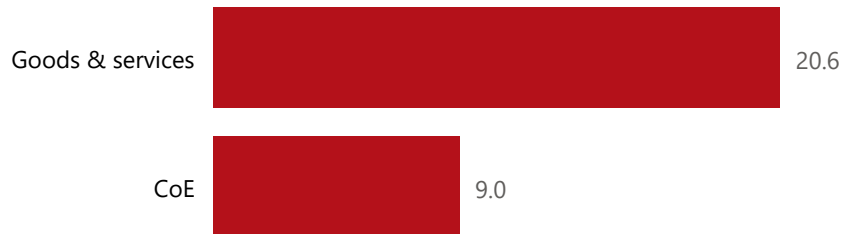
## Department

Government Communication and In...

## Entity

Media Development Diversity Agency

## Composition of spending



## Functional grouping



## Spending by PFMA schedule

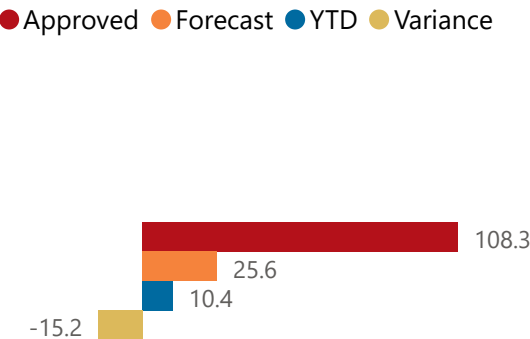


# Public Entities Receipts

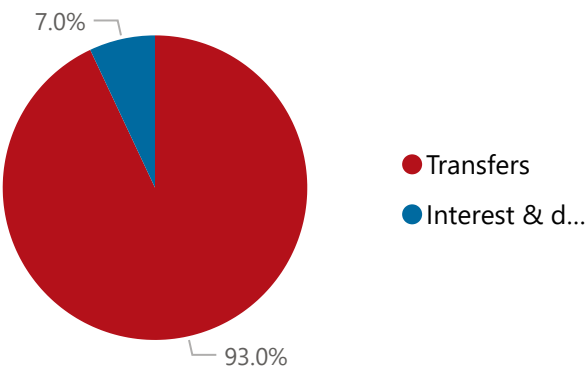
Approved sales of G&S  
(Blank) (Blank)

Approved transfers  
102.3 9.4%

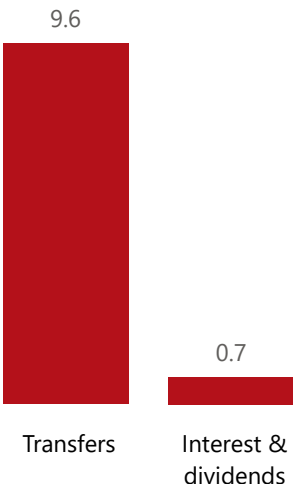
## Actual vs Forecast



## Composition of receipts



## Top 5 Receipts



## Quarter

1

## Cluster

All

## Department

Government Communication and Inf...

## Entity

Media Development Diversity Agency

## Top 5 Transfers



## Receipts


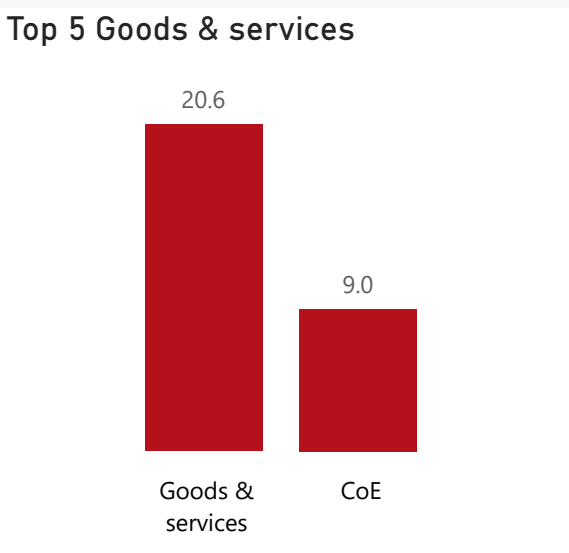
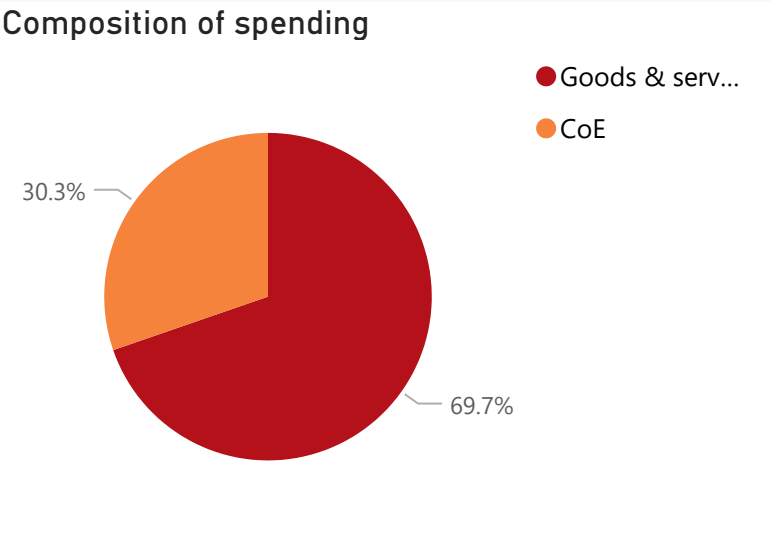
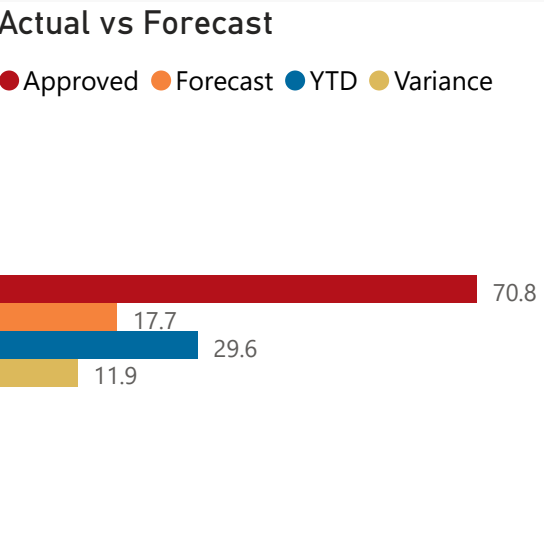
Level 3	Approved	YTD	% YTD
Transfers	102.3	9.6	93.0%
Interest & dividends	6.0	0.7	7.0%
Total	108.3	10.4	100.0%

## Top 10 Entities




# Public Entities Spending

Approved CoE	Approved G&S	Approved transfers
4.2215.7%	66.730.9%	216.59.6%



### Spending

Level 3	Approved	YTD	% YTD
⊕ Goods & services	66.7	20.6	69.7%
⊕ CoE	4.2	9.0	30.3%
<b>Total</b>	<b>70.8</b>	<b>29.6</b>	<b>100.0%</b>



☐ R billion  
☒ R million  
☐ R thousand

Quarter

1

Cluster

All

Department

Government Communication and In...

Entity

Media Development Diversity Agency