

Overview - Public Entities Quarterly Reporting

Approved receipts

992.9

25.2%

Approved spending

992.9

24.3%

Surplus/(deficit)

1.4E-5

- ☐ R billion
- ☒ R million
- ☐ R thousand

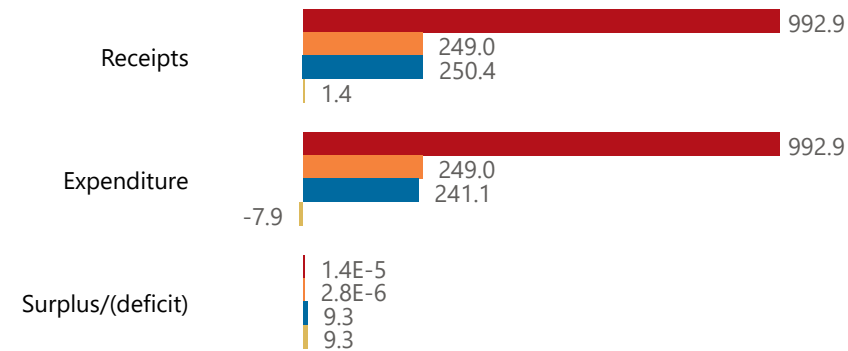


national treasury

Department:
National Treasury
REPUBLIC OF SOUTH AFRICA

Consolidation

● Approved ● Forecast ● YTD ● Variance



Composition of receipts



Quarter

1

Cluster

All

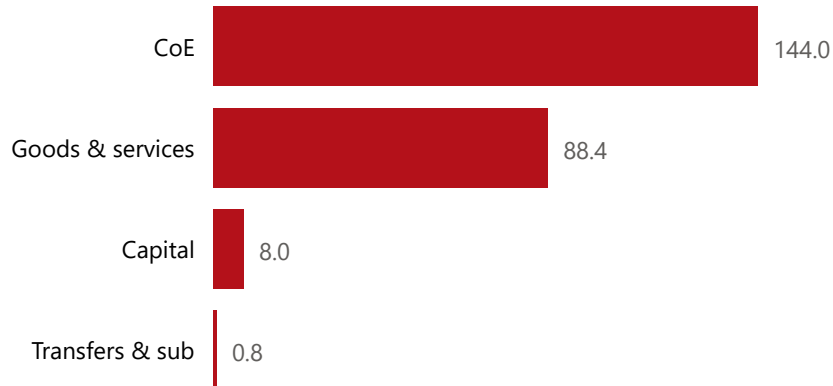
Department

Employment and Labour

Entity

Commission for Conciliation Mediation...

Composition of spending



Functional grouping



Spending by PFMA schedule



Public Entities Receipts

Approved sales of G&S

7.3

43.0%

Approved transfers

975.9

25.0%



national treasury

Department:
National Treasury
REPUBLIC OF SOUTH AFRICA

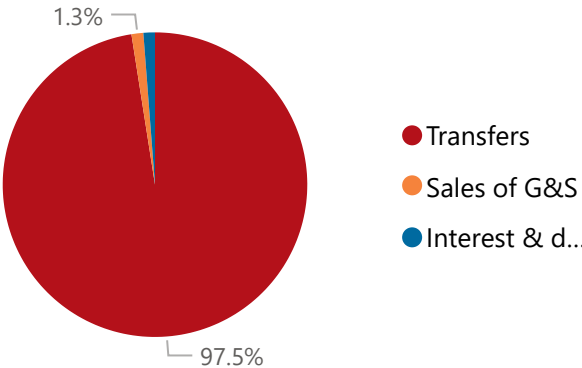
- ☐ R billion
- ☒ R million
- ☐ R thousand

Actual vs Forecast

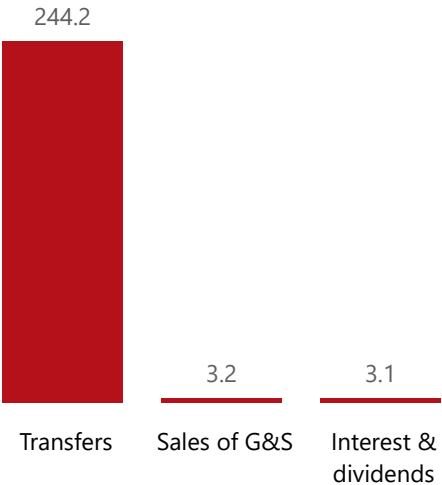
● Approved ● Forecast ● YTD ● Variance



Composition of receipts



Top 5 Receipts



Quarter

1

Cluster

All

Department

Employment and Labour

Entity

Commission for Conciliation Mediation ...

Top 5 Transfers



Departme...
transfers

Receipts

Level 3	Approved	YTD	% YTD
Transfers	975.9	244.2	97.5%
Sales of G&S	7.3	3.2	1.3%
Interest & dividends	9.8	3.1	1.2%
Total	992.9	250.4	100.0%

Top 10 Entities

Commission for Conciliation Mediation ...

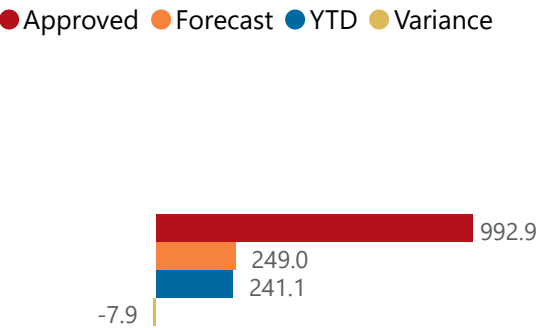


250.4

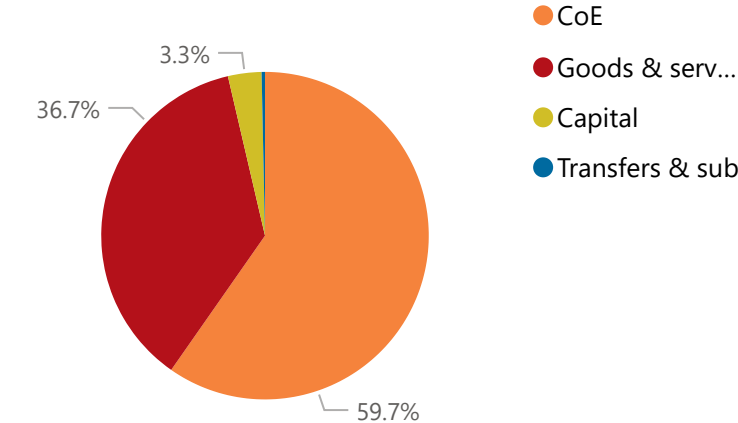
Public Entities Spending

Approved CoE	Approved G&S	Approved transfers
606.923.7%	352.525.1%	1 985.925.2%

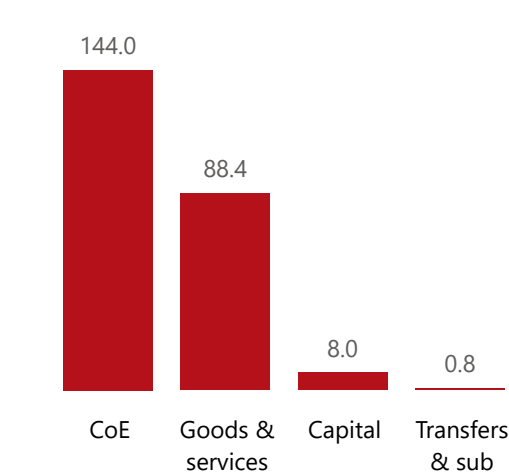
Actual vs Forecast



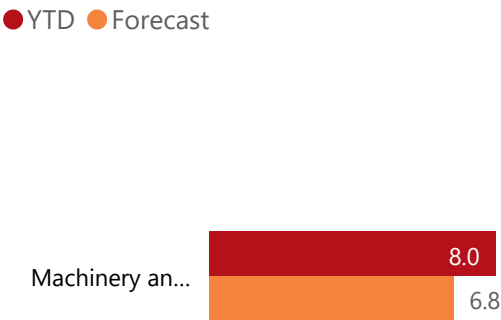
Composition of spending



Top 5 Goods & services



Capital assets



Spending

Level 3	Approved	YTD	% YTD
CoE	606.9	144.0	59.7%
Goods & services	352.5	88.4	36.7%
Capital	27.2	8.0	3.3%
Transfers & sub	6.3	0.8	0.3%
Total	992.9	241.1	100.0%

Top 10 Entities



○ R billion
● R million
○ R thousand

Quarter

1

Cluster

All

Department

Employment and Labour

Entity

Commission for Conciliation Mediation...