

Overview - Public Entities Quarterly Reporting

Approved receipts

2 540.0

15.3%

Approved spending

1 982.0

16.0%

Surplus/(deficit)

558.0

- ☐ R billion
- ☒ R million
- ☐ R thousand

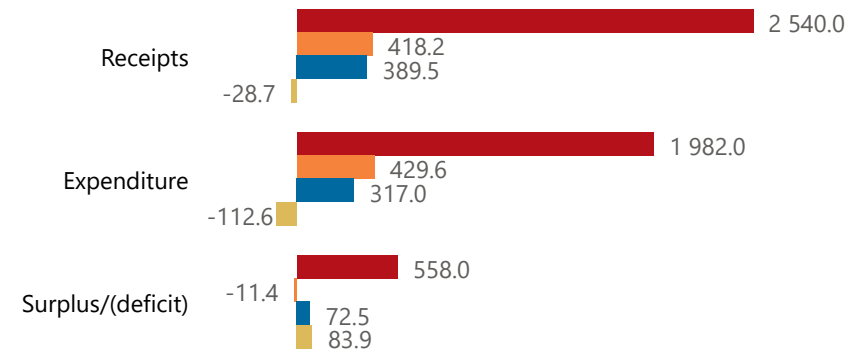


national treasury

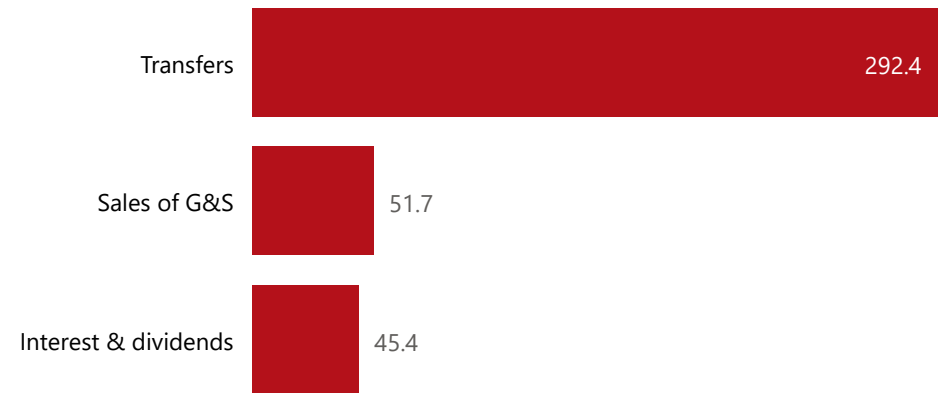
Department:
National Treasury
REPUBLIC OF SOUTH AFRICA

Consolidation

● Approved ● Forecast ● YTD ● Variance



Composition of receipts



Quarter

1

Cluster

All

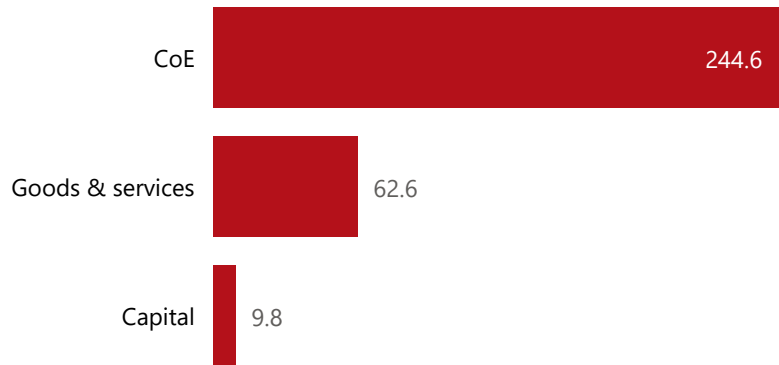
Department

Defence

Entity

Armaments Corporation of South Af... ▼

Composition of spending



Functional grouping



Spending by PFMA schedule



Public Entities Receipts

Approved sales of G&S

1 129.1 4.6%

Approved transfers

1 238.1 23.6%



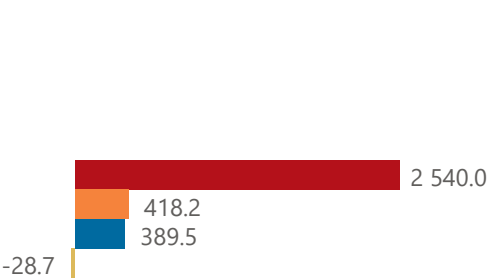
national treasury

Department:
National Treasury
REPUBLIC OF SOUTH AFRICA

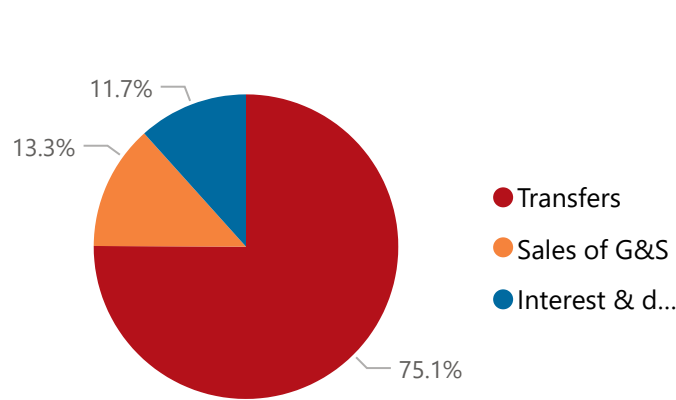
- ☐ R billion
- ☒ R million
- ☐ R thousand

Actual vs Forecast

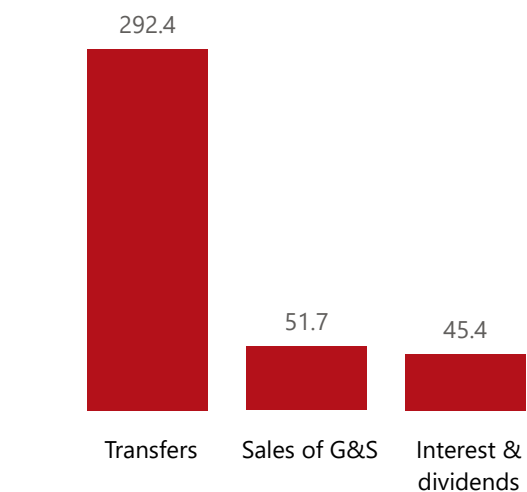
● Approved ● Forecast ● YTD ● Variance



Composition of receipts



Top 5 Receipts



Quarter

1

Cluster

All

Department

Defence

Entity

Armaments Corporation of South Af...

Top 5 Transfers



Departme... transfers

Receipts

Level 3	Approved	YTD	% YTD
⊕ Transfers	1 238.1	292.4	75.1%
⊕ Sales of G&S	1 129.1	51.7	13.3%
⊕ Interest & dividends	172.9	45.4	11.7%
Total	2 540.0	389.5	100.0%

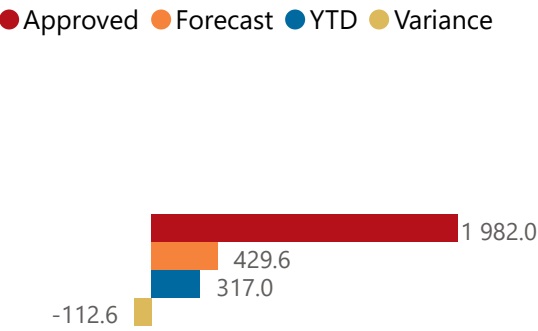
Top 10 Entities



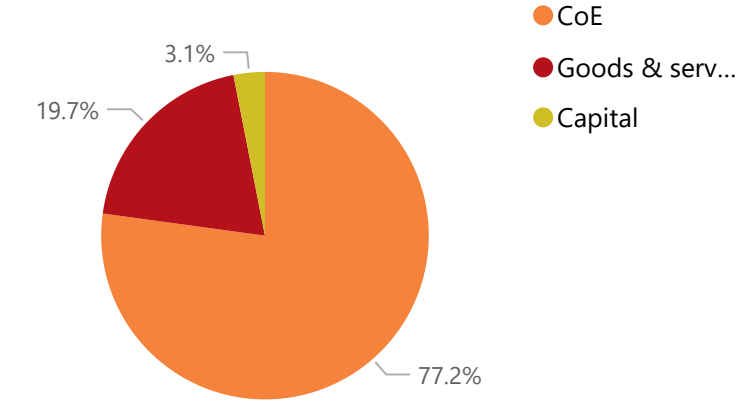
Public Entities Spending

Approved CoE	Approved G&S	Approved transfers
1 218.820.1%	413.115.2%	5 080.115.3%

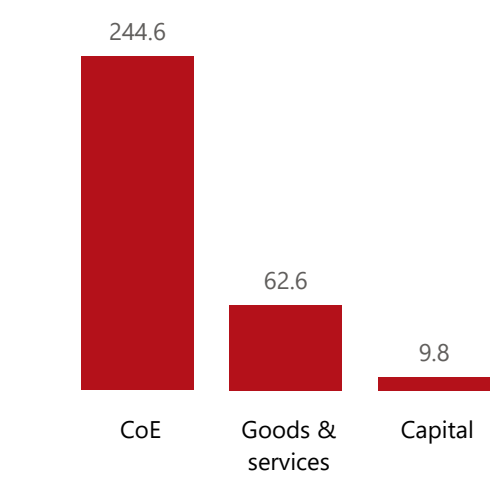
Actual vs Forecast



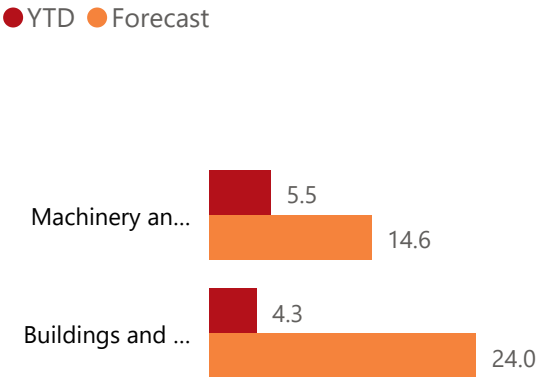
Composition of spending



Top 5 Goods & services



Capital assets



Spending

Level 3	Approved	YTD	% YTD
CoE	1 218.8	244.6	77.2%
Goods & services	413.1	62.6	19.7%
Capital	350.1	9.8	3.1%
Total	1 982.0	317.0	100.0%

Top 10 Entities



Quarter

1

Cluster

All

Department

Defence

Entity

Armaments Corporation of South Af...