

# Overview - Public Entities Quarterly Reporting

Approved receipts

406,7

35,9%

Approved spending

406,7

15,2%

Surplus/(deficit)

(Blank)

- ☐ R billion
- ☒ R million
- ☐ R thousand

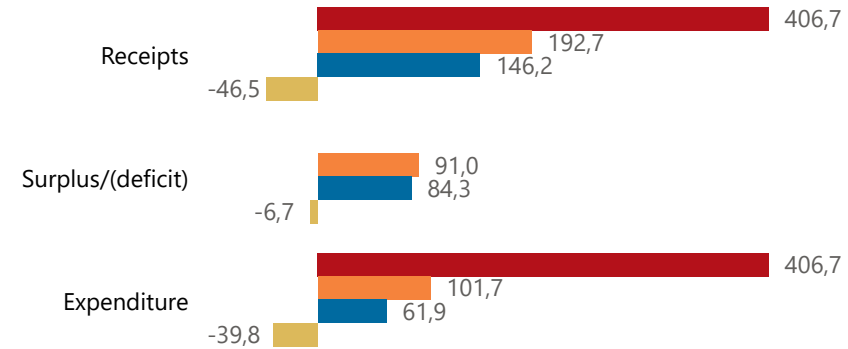


**national treasury**

Department:  
National Treasury  
REPUBLIC OF SOUTH AFRICA

## Consolidation

● Approved ● Forecast ● YTD ● Variance



## Composition of receipts



## Quarter

1

## Cluster

All

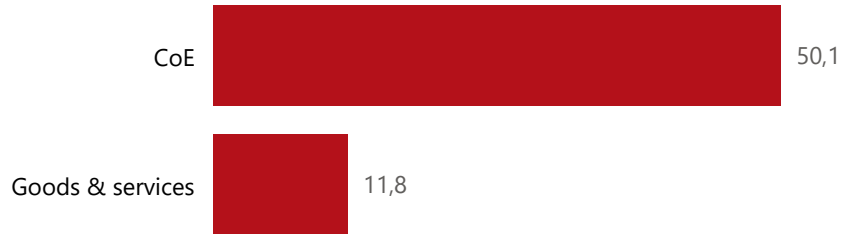
## Department

Cooperative Governance

## Entity

Municipal Infrastructure Support Ag...

## Composition of spending



## Functional grouping



## Spending by PFMA schedule



# Public Entities Receipts

Approved sales of G&S

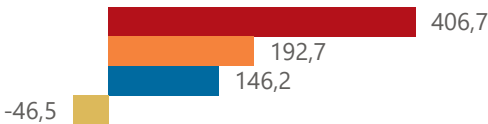
(Blank) (Blank)

Approved transfers

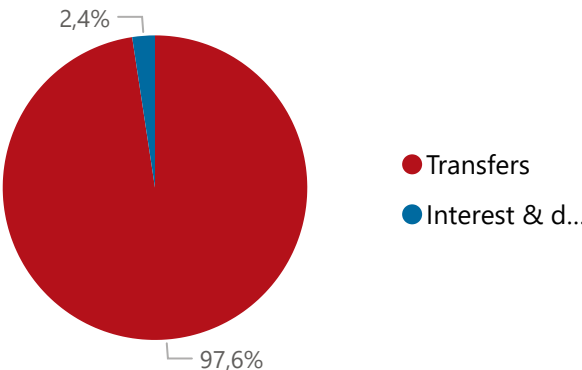
406,7 35,1%

## Actual vs Forecast

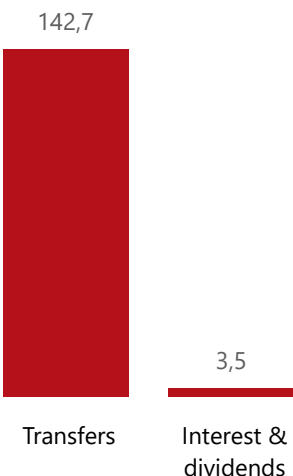
● Approved ● Forecast ● YTD ● Variance



## Composition of receipts



## Top 5 Receipts



## Quarter

1

## Cluster

All

## Department

Cooperative Governance

## Entity

Municipal Infrastructure Support Ag...

## Top 5 Transfers



## Receipts

Level 3	Approved	YTD	% YTD
⊕ Transfers	406,7	142,7	97,6%
⊕ Interest & dividends		3,5	2,4%
<b>Total</b>	<b>406,7</b>	<b>146,2</b>	<b>100,0%</b>

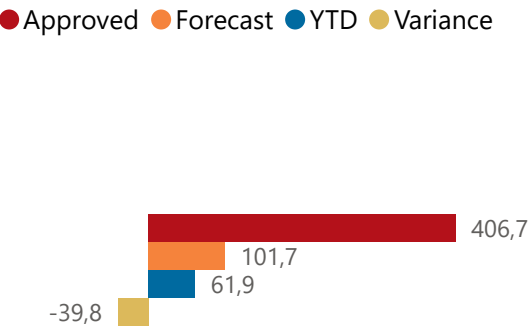
## Top 10 Entities



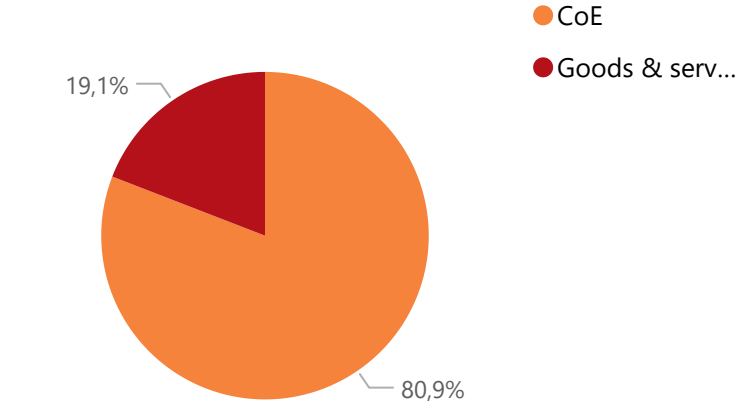
# Public Entities Spending

Approved CoE	Approved G&S	Approved transfers
236,721,2%	170,07,0%	813,435,9%

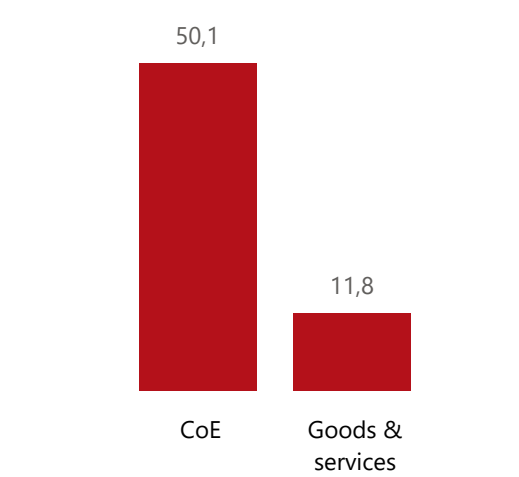
## Actual vs Forecast



## Composition of spending



## Top 5 Goods & services



## Capital assets

## Spending

Level 3	Approved	YTD	% YTD
CoE	236,7	50,1	80,9%
Goods & services	170,0	11,8	19,1%
Total	406,7	61,9	100,0%

## Top 10 Entities



### Quarter

1

### Cluster

All

### Department

Cooperative Governance

### Entity

Municipal Infrastructure Support Ag...