

Overview - Public Entities Quarterly Reporting

Approved receipts

2 781,1

17,0%

Approved spending

4 960,4

17,8%

Surplus/(deficit)

-2 179,3

- ☐ R billion
- ☒ R million
- ☐ R thousand

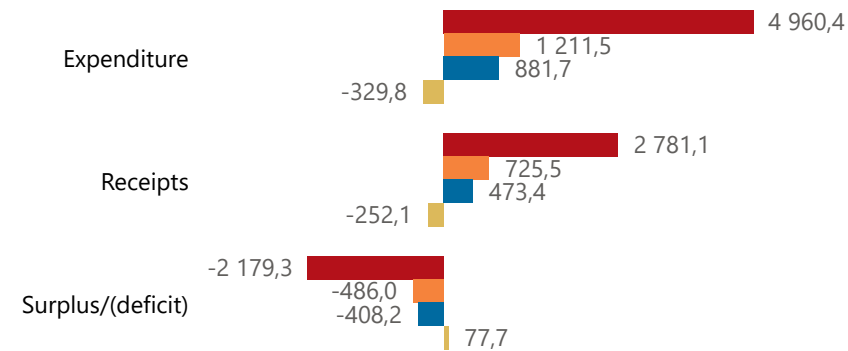


national treasury

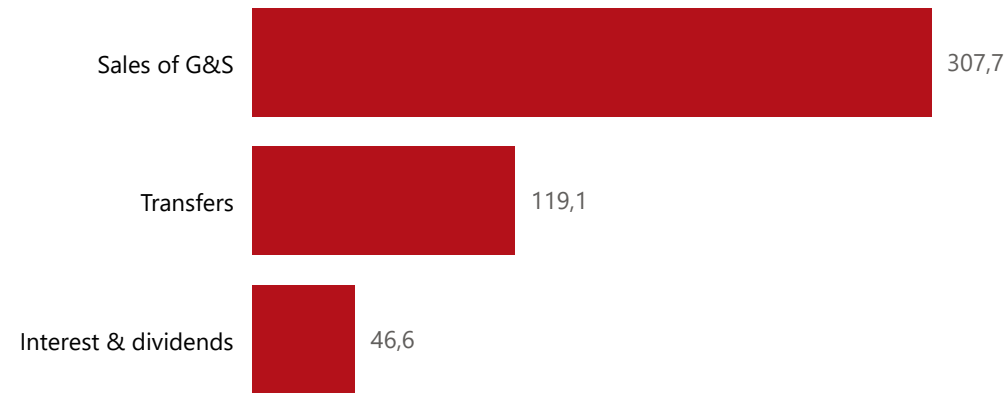
Department:
National Treasury
REPUBLIC OF SOUTH AFRICA

Consolidation

● Approved ● Forecast ● YTD ● Variance



Composition of receipts



Quarter

1

Cluster

All

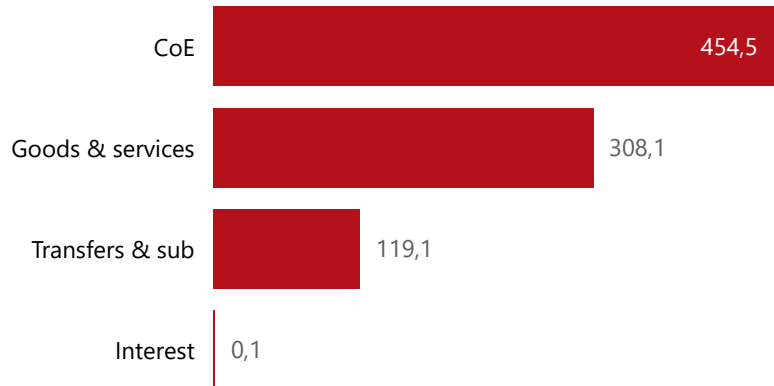
Department

Communications and Digital Techno... ▾

Entity

South African Post Office Limited ▾

Composition of spending



Functional grouping



Spending by PFMA schedule



Public Entities Receipts

Approved sales of G&S

1 949,1 15,8%

Approved transfers

728,0 16,4%



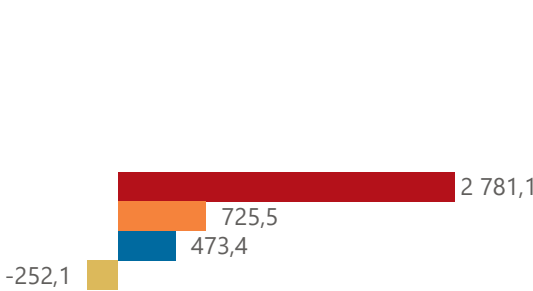
national treasury

Department:
National Treasury
REPUBLIC OF SOUTH AFRICA

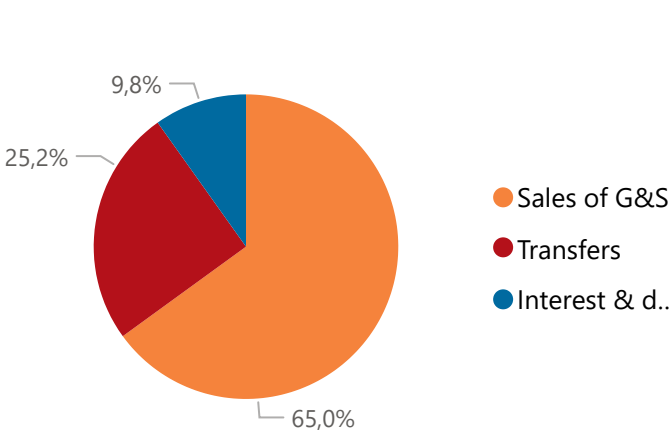
- ☐ R billion
- ☒ R million
- ☐ R thousand

Actual vs Forecast

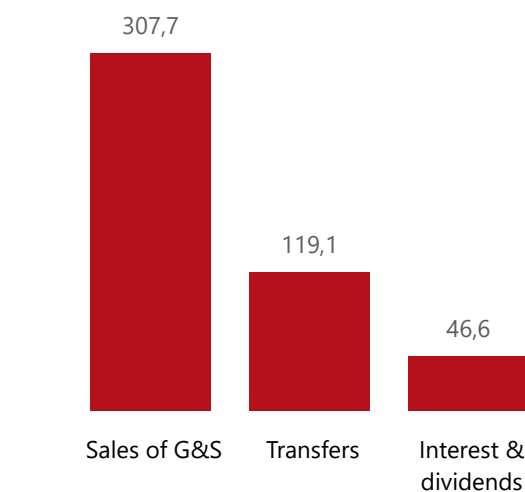
● Approved ● Forecast ● YTD ● Variance



Composition of receipts



Top 5 Receipts



Quarter

1

Cluster

All

Department

Communications and Digital Techno...

Entity

South African Post Office Limited

Top 5 Transfers



Receipts

Level 3	Approved	YTD	% YTD
+ Sales of G&S	1 949,1	307,7	65,0%
+ Transfers	728,0	119,1	25,2%
+ Interest & dividends	104,1	46,6	9,8%
Total	2 781,1	473,4	100,0%

Top 10 Entities



Public Entities Spending

Approved CoE

1 249,1 36,4%

Approved G&S

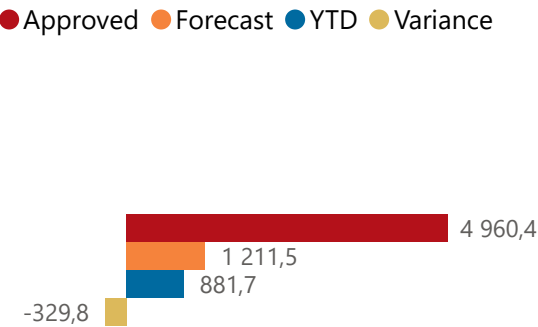
1 773,6 17,4%

Approved transfers

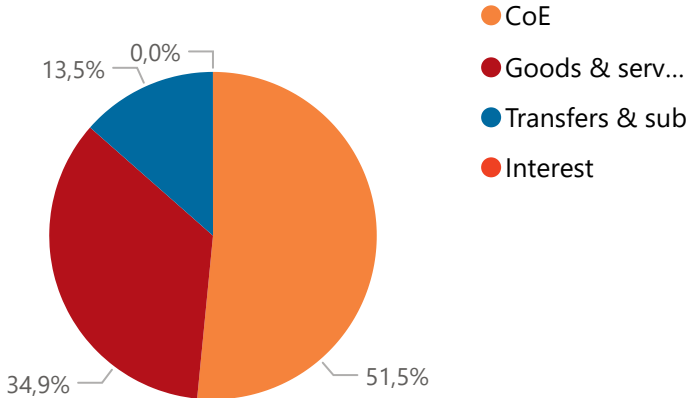
5 562,3 17,0%

- ☐ R billion
- ☒ R million
- ☐ R thousand

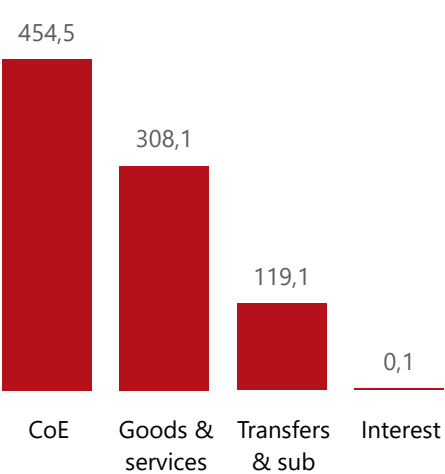
Actual vs Forecast



Composition of spending



Top 5 Goods & services



Quarter

1

Cluster

All

Department

Communications and Digital Techno...

Entity

South African Post Office Limited

Capital assets

Spending

- Level 3
- ☐ CoE

☐ Goods & services

☐ Transfers & sub

☐ Interest

☐ Capital

Total

Top 10 Entities

South African Post Office Limited



881,7