

# Overview - Public Entities Quarterly Reporting

Approved receipts  
6,1 20,5%

Approved spending  
6,5 20,5%

Surplus/(deficit)  
-0,4

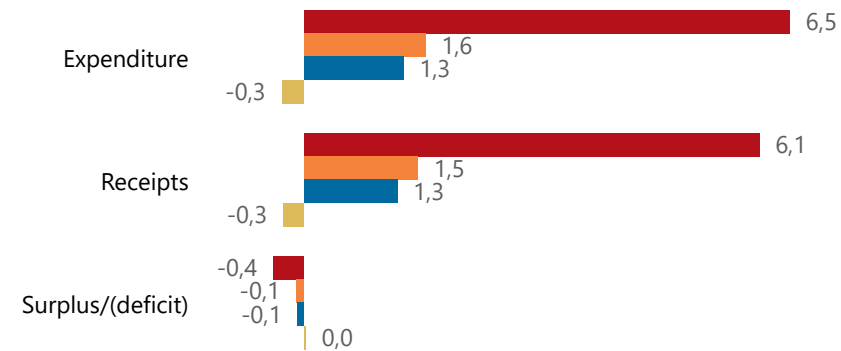
- R billion
- R million
- R thousand



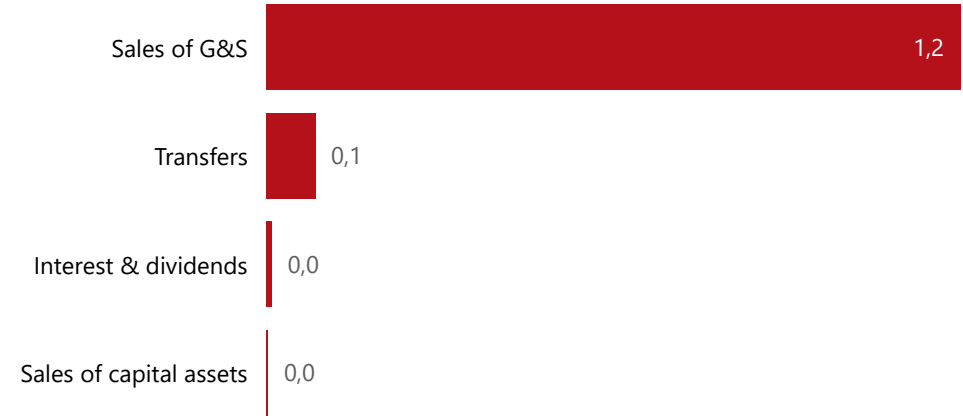
**national treasury**  
Department:  
National Treasury  
REPUBLIC OF SOUTH AFRICA

## Consolidation

Approved Forecast YTD Variance



## Composition of receipts



## Quarter

1

## Cluster

All

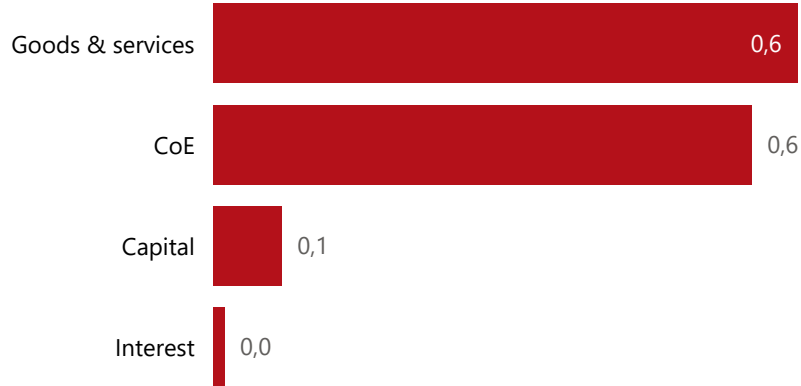
## Department

Communications and Digital Techno...

## Entity

South African Broadcasting Corporat...

## Composition of spending



## Functional grouping



## Spending by PFMA schedule

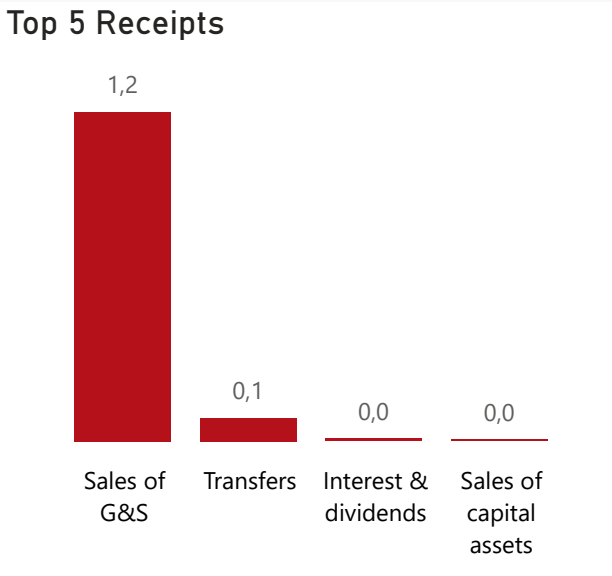
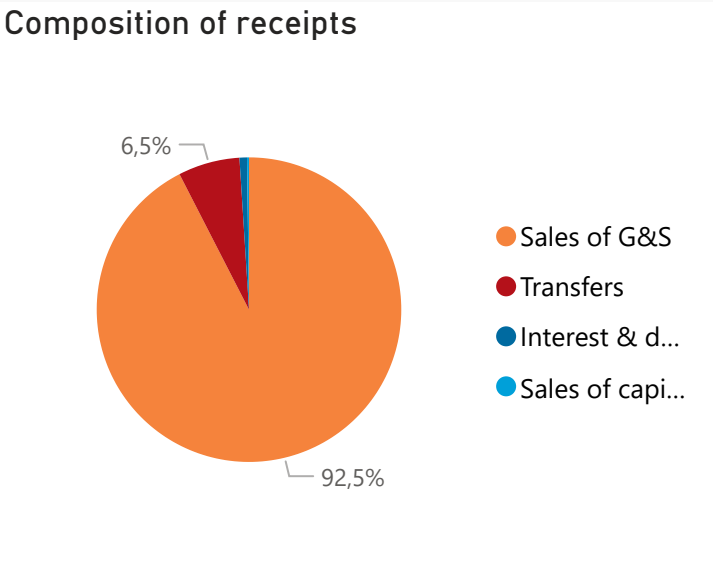
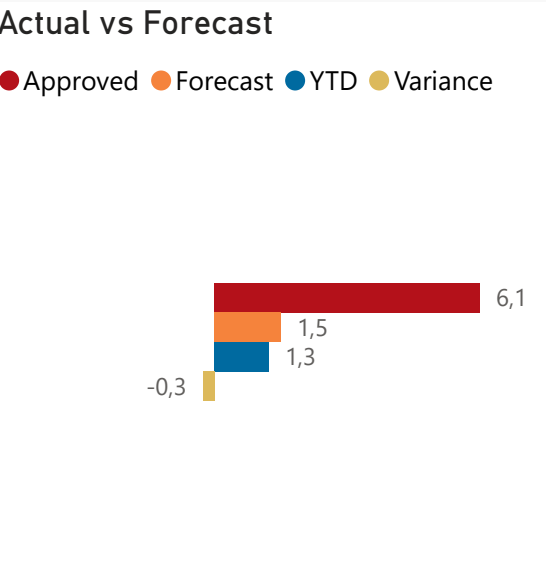


# Public Entities Receipts

Approved sales of G&S  
5,0 23,0%

Approved transfers  
0,4 18,4%

- ☒ R billion
- ☐ R million
- ☐ R thousand



Quarter  

1

Cluster  

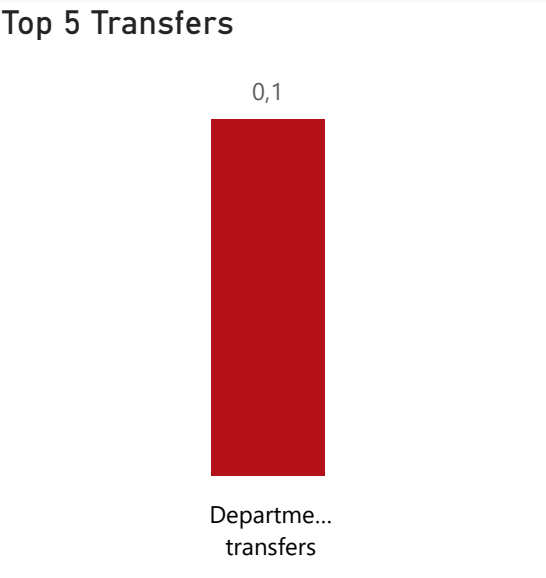
All

Department  

Communications and Digital Techno...

Entity  

South African Broadcasting Corporat...



### Receipts

Level 3	Approved	YTD	% YTD
+ Sales of G&S	5,0	1,2	92,5%
+ Transfers	0,4	0,1	6,5%
+ Interest & dividends	0,0	0,0	0,8%
+ Sales of capital assets		0,0	0,2%
+ Fin transactions	0,6		
Total	6,1	1,3	100,0%



# Public Entities Spending

Approved CoE

2,5

24,1%

Approved G&S

3,9

16,6%

Approved transfers

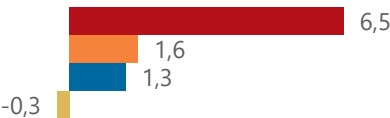
12,2

20,5%

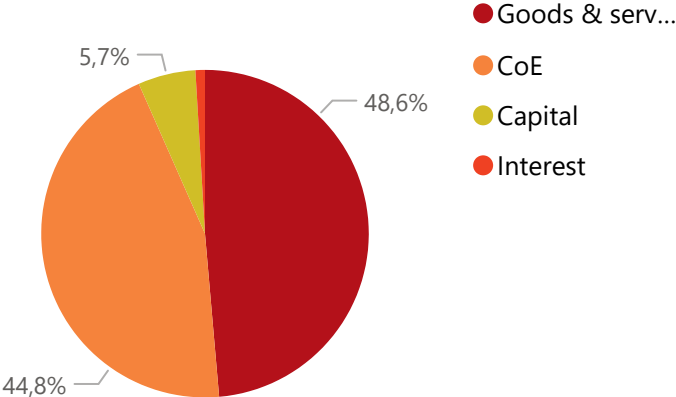
- ☒ R billion
- ☐ R million
- ☐ R thousand

## Actual vs Forecast

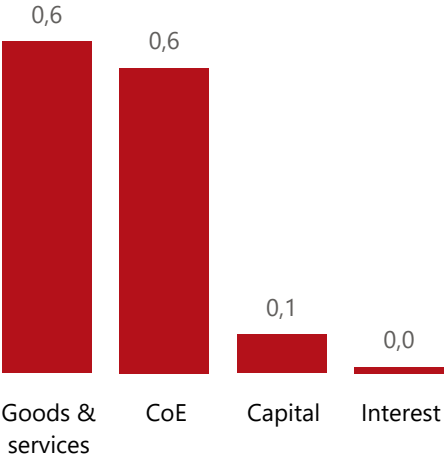
● Approved ● Forecast ● YTD ● Variance



## Composition of spending



## Top 5 Goods & services



## Quarter

1

## Cluster

All

## Department

Communications and Digital Techno... ▾

## Entity

South African Broadcasting Corporat... ▾

## Capital assets

● YTD ● Forecast



## Spending

Level 3

- ☒ Goods & services
- ☒ CoE
- ☒ Capital
- ☒ Interest

Total

## Top 10 Entities

South African Broadcasting Corporatio...

1,3