

Overview - Public Entities Quarterly Reporting

Approved receipts

1 969,0

21,1%

Approved spending

2 254,6

14,7%

Surplus/(deficit)

-285,6

- ☐ R billion
- ☒ R million
- ☐ R thousand

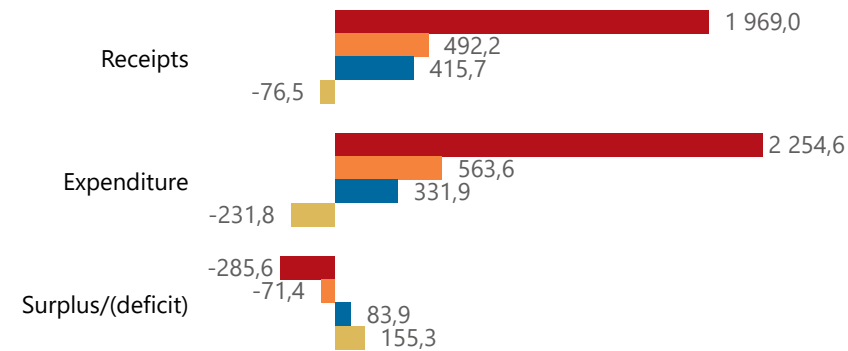


national treasury

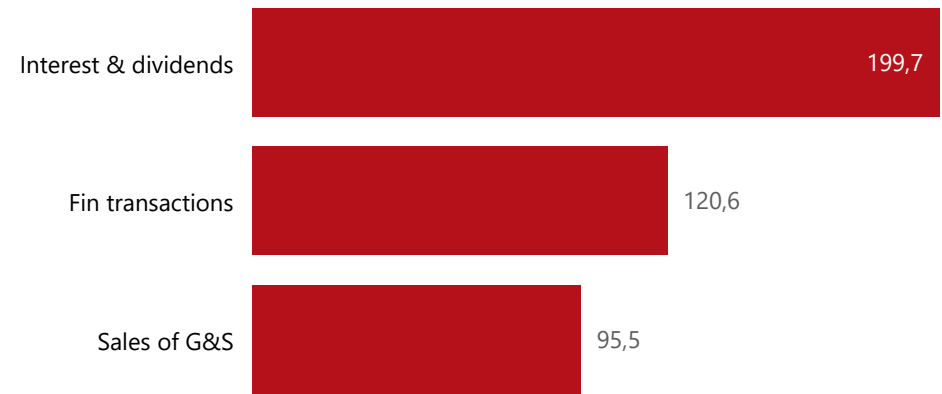
Department:
National Treasury
REPUBLIC OF SOUTH AFRICA

Consolidation

● Approved ● Forecast ● YTD ● Variance



Composition of receipts



Quarter

1

Cluster

All

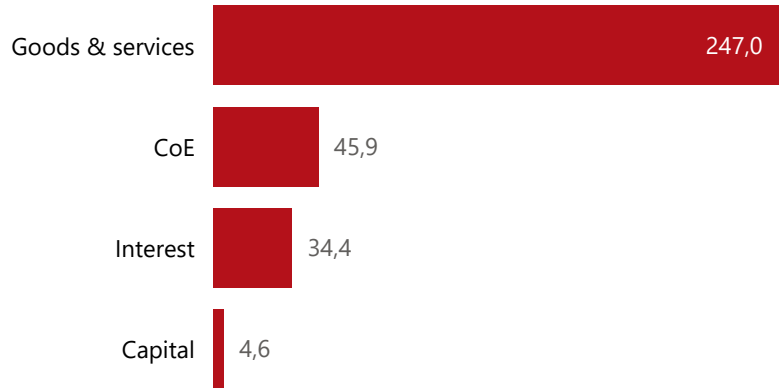
Department

Communications and Digital Techno...

Entity

PostBank

Composition of spending



Functional grouping



Spending by PFMA schedule



Public Entities Receipts

Approved sales of G&S

490,5

19,5%

Approved transfers

(Blank)

(Blank)



national treasury

Department:
National Treasury
REPUBLIC OF SOUTH AFRICA

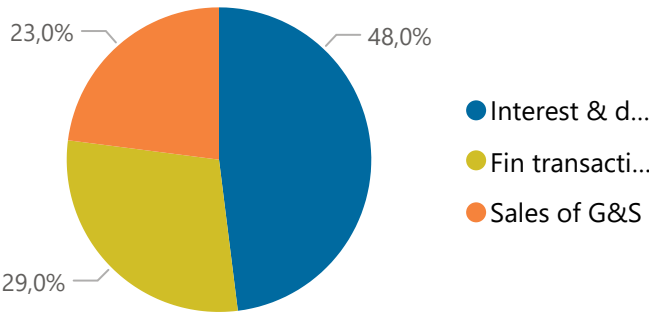
- ☐ R billion
- ☒ R million
- ☐ R thousand

Actual vs Forecast

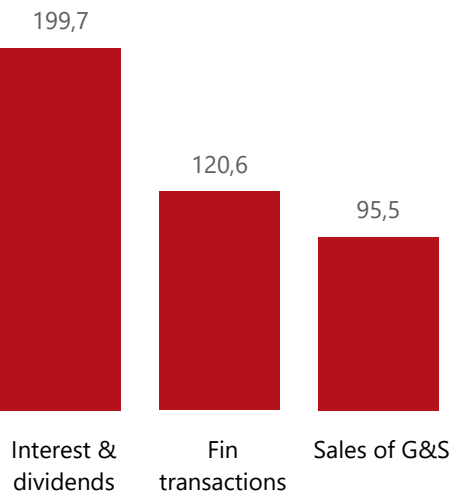
● Approved ● Forecast ● YTD ● Variance



Composition of receipts



Top 5 Receipts



Quarter

1

Cluster

All

Department

Communications and Digital Techno...

Entity

PostBank

Top 5 Transfers

Receipts

Level 3	Approved	YTD	% YTD
+ Interest & dividends	758,8	199,7	48,0%
+ Fin transactions	719,7	120,6	29,0%
+ Sales of G&S	490,5	95,5	23,0%
Total	1 969,0	415,7	100,0%

Top 10 Entities



Public Entities Spending

Approved CoE

348,4

13,2%

Approved G&S

1 458,1

16,9%

Approved transfers

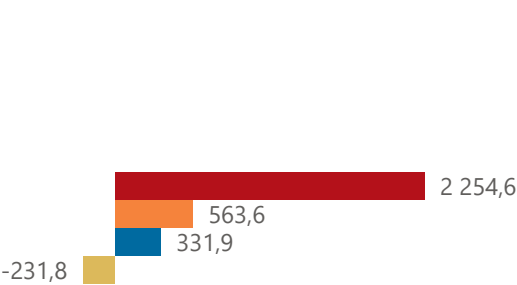
3 937,9

21,1%

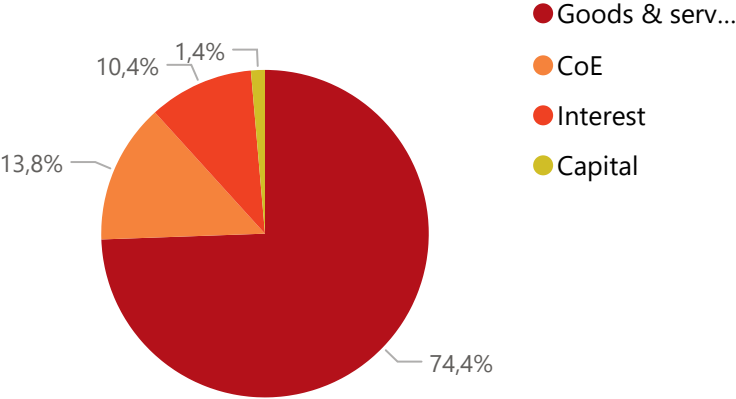
- ☐ R billion
- ☒ R million
- ☐ R thousand

Actual vs Forecast

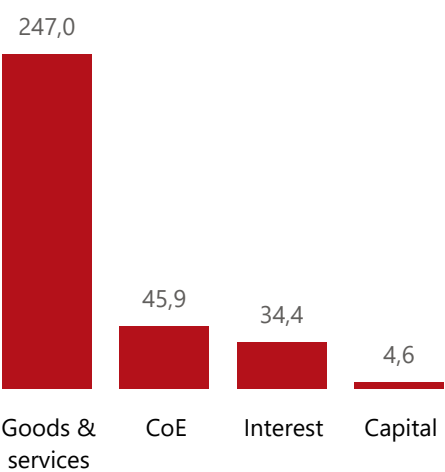
● Approved ● Forecast ● YTD ● Variance



Composition of spending



Top 5 Goods & services



Quarter

1

Cluster

All

Department

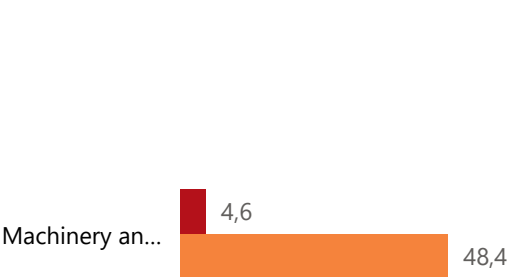
Communications and Digital Techno...

Entity

PostBank

Capital assets

● YTD ● Forecast



Spending

Level 3

- ☒ Goods & services
- ☒ CoE
- ☒ Interest
- ☒ Capital

Total

Top 10 Entities

PostBank

331,9