

Overview - Public Entities Quarterly Reporting

Approved receipts

98,0

24,0%

Approved spending

94,2

25,5%

Surplus/(deficit)

3,8

- ☐ R billion
- ☒ R million
- ☐ R thousand

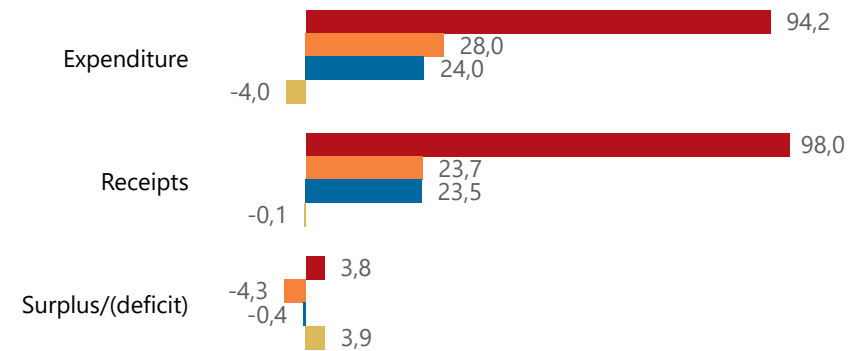


national treasury

Department:
National Treasury
REPUBLIC OF SOUTH AFRICA

Consolidation

● Approved ● Forecast ● YTD ● Variance



Composition of receipts



Quarter

1

Cluster

All

Department

Communications and Digital Techno... ▾

Entity

National Electronic Media Institute o... ▾

Composition of spending



Functional grouping



Spending by PFMA schedule



Public Entities Receipts

Approved sales of G&S


(Blank) (Blank)

Approved transfers

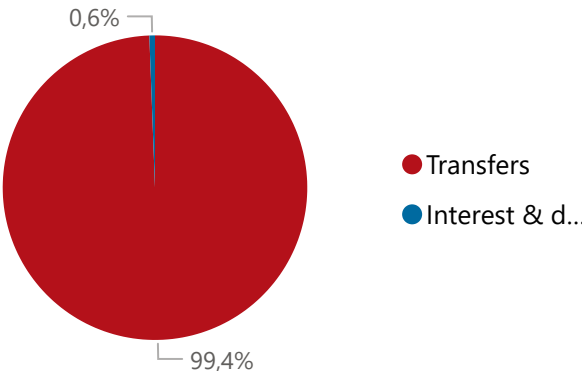
97,0 24,1%

Actual vs Forecast

● Approved ● Forecast ● YTD ● Variance



Composition of receipts



Top 5 Transfers



Receipts

Level 3	Approved	YTD	% YTD
⊕ Transfers	97,0	23,4	99,4%
⊕ Interest & dividends	1,0	0,1	0,6%
Total	98,0	23,5	100,0%

Top 10 Entities

National Electronic Media Institute of S...

23,5

Top 5 Receipts

○ R billion
● R million
○ R thousand



Quarter

1

Cluster

All

Department

Communications and Digital Techno...

Entity

National Electronic Media Institute o...

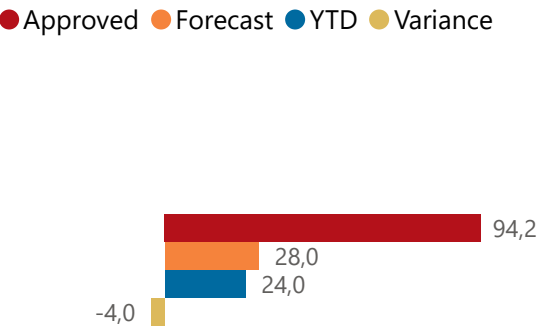


national treasury
Department:
National Treasury
REPUBLIC OF SOUTH AFRICA

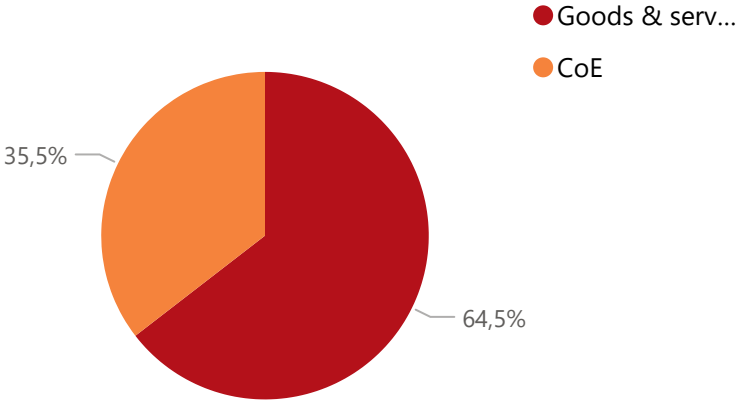
Public Entities Spending

Approved CoE	Approved G&S	Approved transfers
34,524,7%	59,726,0%	195,924,0%

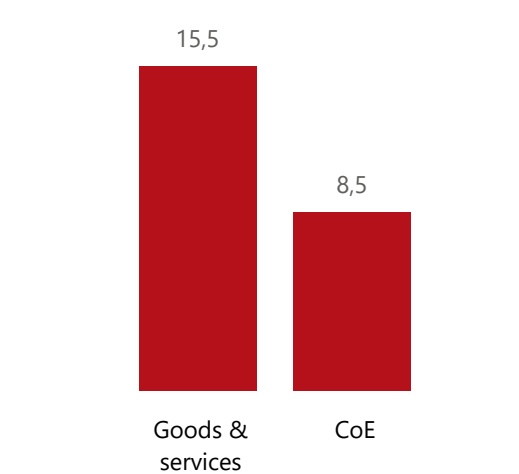
Actual vs Forecast



Composition of spending



Top 5 Goods & services



national treasury
Department:
National Treasury
REPUBLIC OF SOUTH AFRICA

Quarter

1

Cluster

All

Department

Communications and Digital Techno...

Entity

National Electronic Media Institute o...

Capital assets

Spending

Level 3	Approved	YTD	% YTD
⊕ Goods & services	59,7	15,5	64,5%
⊕ CoE	34,5	8,5	35,5%
Total	94,2	24,0	100,0%

Top 10 Entities

