

Overview - Public Entities Quarterly Reporting

Approved receipts

118,4

29,2%

Approved spending

118,4

23,3%

Surplus/(deficit)

(Blank)

- ☐ R billion
- ☒ R million
- ☐ R thousand

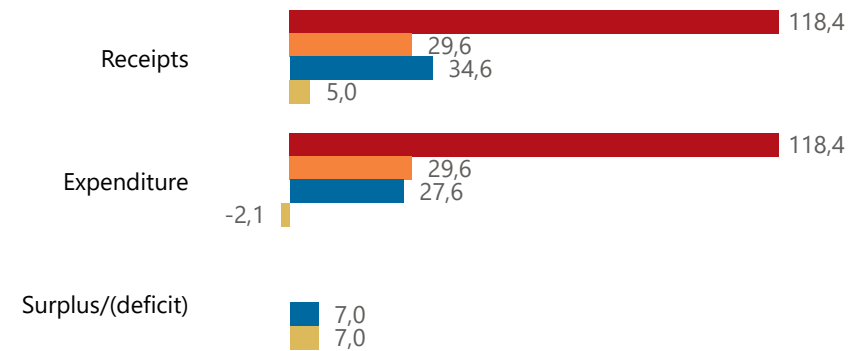


national treasury

Department:
National Treasury
REPUBLIC OF SOUTH AFRICA

Consolidation

● Approved ● Forecast ● YTD ● Variance



Composition of receipts



Quarter

1

Cluster

All

Department

Basic Education

Entity

South African Council for Educators

Composition of spending



Functional grouping



Spending by PFMA schedule



Public Entities Receipts

Approved sales of G&S

102,0

29,0%

Approved transfers

16,4

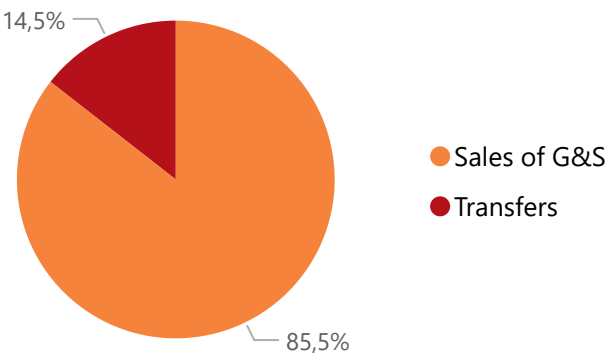
30,4%

Actual vs Forecast

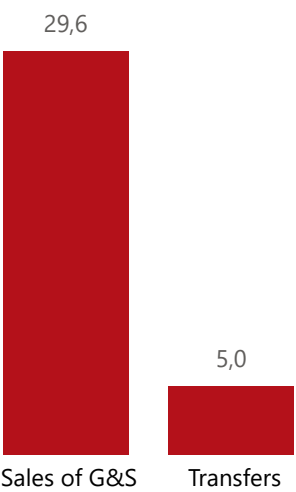
● Approved ● Forecast ● YTD ● Variance



Composition of receipts



Top 5 Receipts



Quarter

1

Cluster

All

Department

Basic Education

Entity

South African Council for Educators

Top 5 Transfers



Departme... transfers

Receipts

Level 3	Approved	YTD	% YTD
+ Sales of G&S	102,0	29,6	85,5%
+ Transfers	16,4	5,0	14,5%
Total	118,4	34,6	100,0%

Top 10 Entities

South African Council for Educators



New page



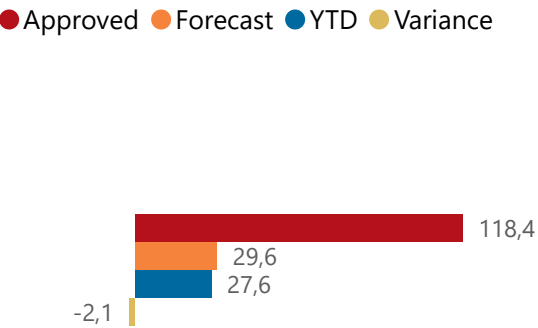
national treasury

Department:
National Treasury
REPUBLIC OF SOUTH AFRICA

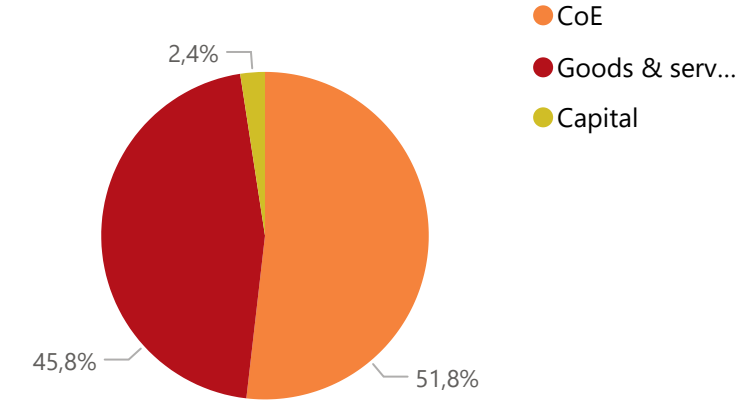
Public Entities Spending

Approved CoE	Approved G&S	Approved transfers
74,819,1%	43,628,9%	236,929,2%

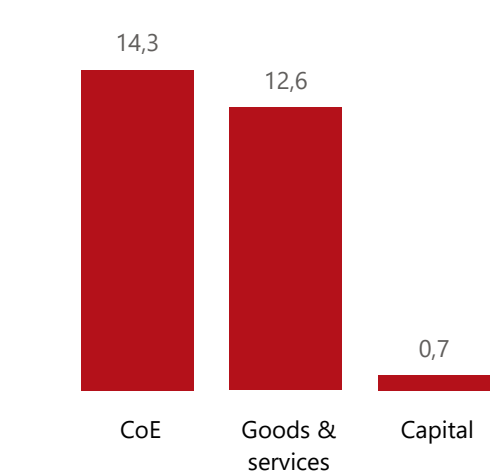
Actual vs Forecast



Composition of spending



Top 5 Goods & services



Capital assets

● YTD ● Forecast



Spending

Level 3	Approved	YTD	% YTD
CoE	74,8	14,3	51,8%
Goods & services	43,6	12,6	45,8%
Capital		0,7	2,4%
Total	118,4	27,6	100,0%

Top 10 Entities



national treasury
Department:
National Treasury
REPUBLIC OF SOUTH AFRICA

- R billion
- R million
- R thousand

Quarter

1

Cluster

All

Department

Basic Education

Entity

South African Council for Educators