

# Overview - Public Entities Quarterly Reporting

Approved receipts

965.6

24.7%

Approved spending

1 151.7

18.3%

Surplus/(deficit)

-186.1

- ☐ R billion
- ☒ R million
- ☐ R thousand

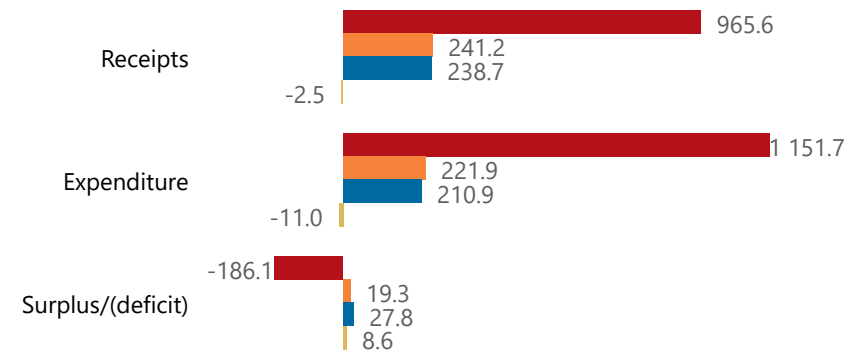


**national treasury**


Department:  
National Treasury  
REPUBLIC OF SOUTH AFRICA

## Consolidation


● Approved ● Forecast ● YTD ● Variance



## Composition of receipts



## Composition of spending



## Quarter

1

## Cluster

All

## Department

Agriculture, Land Reform and Rural ...

## Entity

Registration of Deeds Trading Entity

## Spending by PFMA schedule

Not listed

210.9

# Public Entities Receipts

Approved sales of G&S

926.6

24.7%

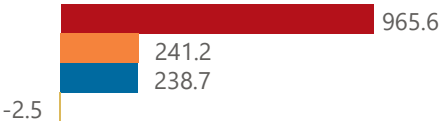
Approved transfers

(Blank)

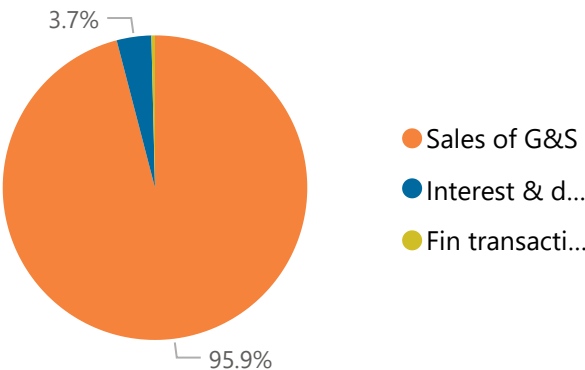
(Blank)

## Actual vs Forecast

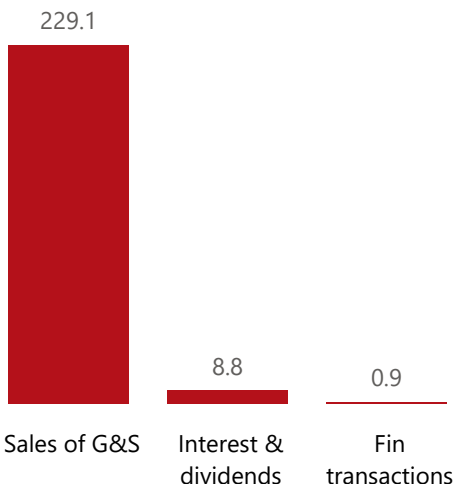
● Approved ● Forecast ● YTD ● Variance



## Composition of receipts



## Top 5 Receipts



## Quarter

1

## Cluster

All

## Department

Agriculture, Land Reform and Rural ...

## Entity

Registration of Deeds Trading Entity

## Top 5 Transfers

## Receipts

Level 3	Approved	YTD	% YTD
+ Sales of G&S	926.6	229.1	95.9%
+ Interest & dividends	39.1	8.8	3.7%
+ Fin transactions		0.9	0.4%
Total	965.6	238.7	100.0%

## Top 10 Entities

Registration of Deeds Trading Entity

238.7



national treasury

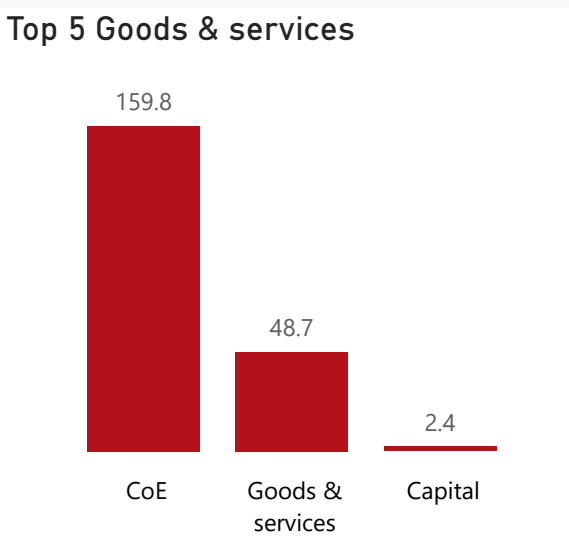
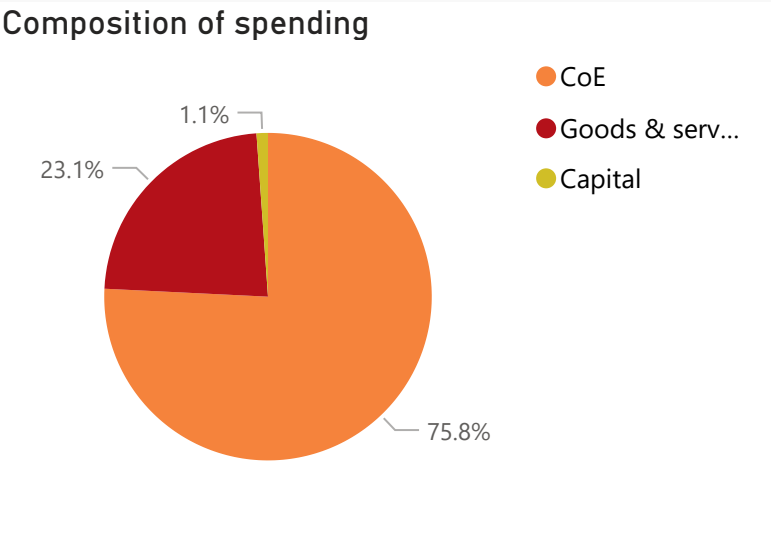
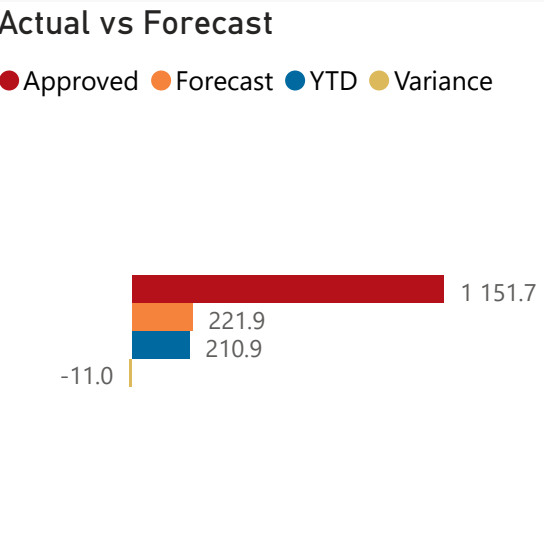
Department:  
National Treasury  
REPUBLIC OF SOUTH AFRICA

- R billion
- R million
- R thousand

# Public Entities Spending

Approved CoE	Approved G&S	Approved transfers
734.321.8%	315.615.4%	1 931.324.7%

- ☐ R billion
- ☒ R million
- ☐ R thousand



Quarter

1

Cluster

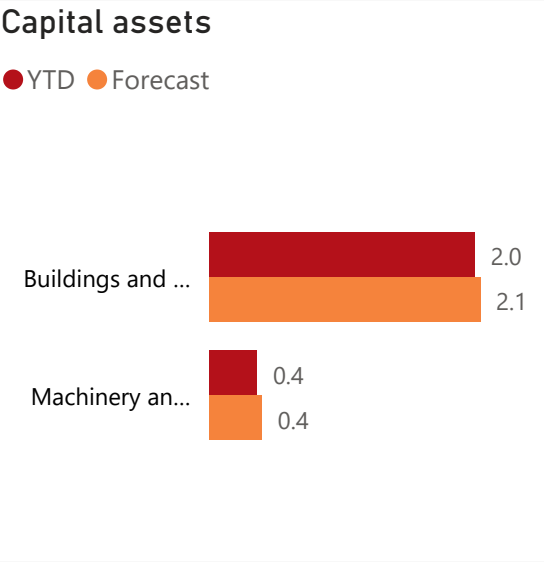
All

Department

Agriculture, Land Reform and Rural ...

Entity

Registration of Deeds Trading Entity



### Spending

Level 3	Approved	YTD	% YTD
CoE	734.3	159.8	75.8%
Goods & services	315.6	48.7	23.1%
Capital	101.7	2.4	1.1%
Total	1 151.7	210.9	100.0%

