

# Overview - Public Entities Quarterly Reporting

Approved receipts

52.3

92.2%

Approved spending

52.4

23.2%

Surplus/(deficit)

-0.1

- ☐ R billion
- ☒ R million
- ☐ R thousand

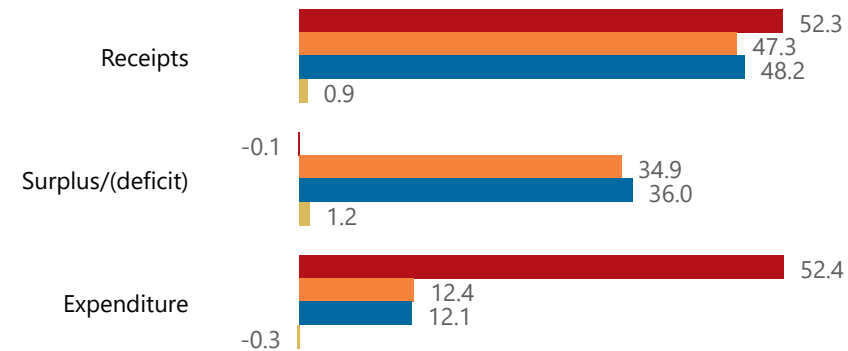


**national treasury**


Department:  
National Treasury  
REPUBLIC OF SOUTH AFRICA

## Consolidation

● Approved ● Forecast ● YTD ● Variance



## Composition of receipts



## Composition of spending



## Quarter

1

## Cluster

All

## Department

Agriculture, Land Reform and Rural ...

## Entity

National Agricultural Marketing Cou...

## Spending by PFMA schedule

3A

12.1

# Public Entities Receipts

Approved sales of G&S

3.5

15.9%

Approved transfers

45.8

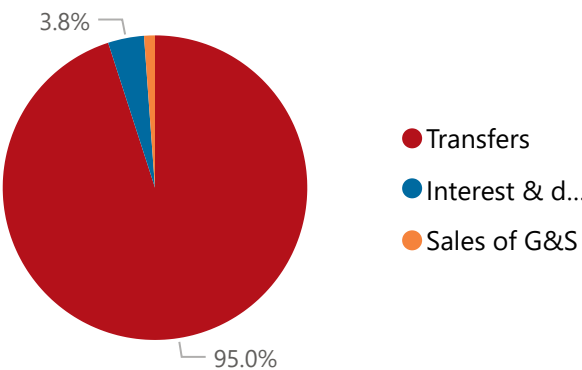
100.0%

## Actual vs Forecast

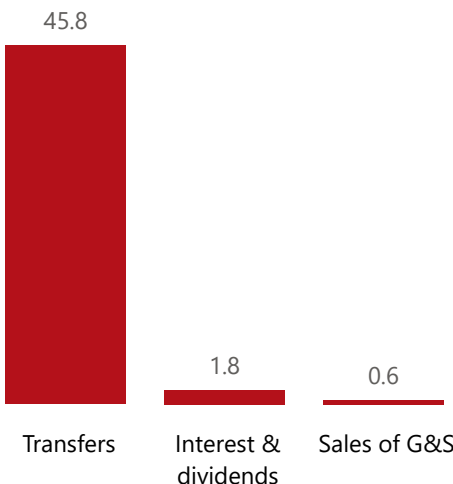
● Approved ● Forecast ● YTD ● Variance



## Composition of receipts



## Top 5 Receipts



## Quarter

1

## Cluster

All

## Department

Agriculture, Land Reform and Rural ...

## Entity

National Agricultural Marketing Cou...

## Top 5 Transfers



## Receipts

Level 3	Approved	YTD	% YTD
Transfers	45.8	45.8	95.0%
Interest & dividends	3.0	1.8	3.8%
Sales of G&S	3.5	0.6	1.2%
Total	52.3	48.2	100.0%

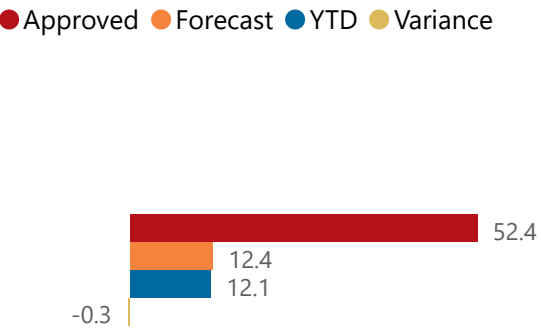
## Top 10 Entities

National Agricultural Marketing Council 48.2

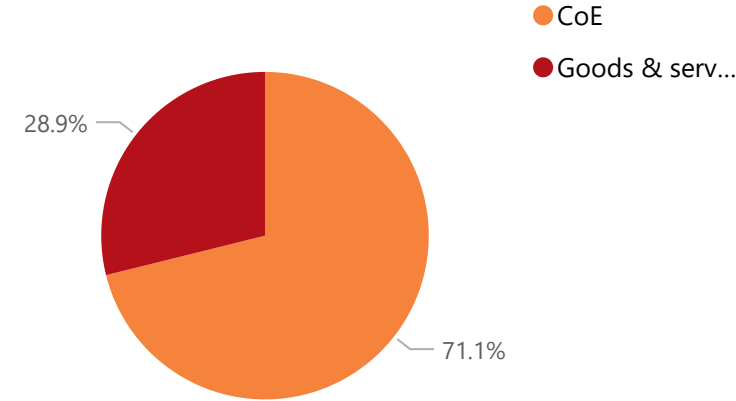
# Public Entities Spending

Approved CoE	Approved G&S	Approved transfers
35.724.2%	13.925.1%	104.592.2%

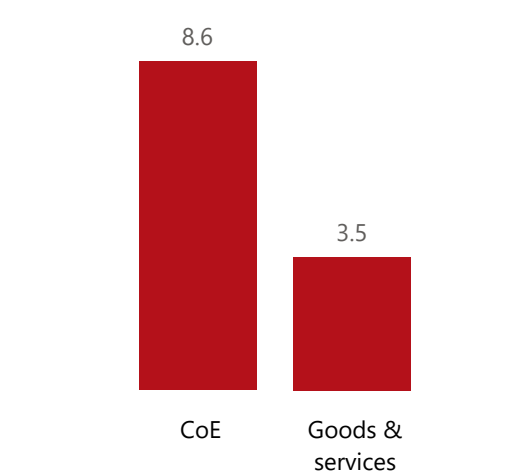
## Actual vs Forecast



## Composition of spending



## Top 5 Goods & services



## Capital assets

## Spending

Level 3	Approved	YTD	% YTD
CoE	35.7	8.6	71.1%
Goods & services	13.9	3.5	28.9%
Capital	2.7		
Total	52.4	12.1	100.0%

## Top 10 Entities



national treasury  
Department:  
National Treasury  
REPUBLIC OF SOUTH AFRICA

- R billion
- R million
- R thousand

## Quarter

1

## Cluster

All

## Department

Agriculture, Land Reform and Rural ...

## Entity

National Agricultural Marketing Cou...