

# Overview - Public Entities Quarterly Reporting

Approved receipts

29.1

24.1%

Approved spending

28.9

23.9%

Surplus/(deficit)

0.2

- ☐ R billion
- ☒ R million
- ☐ R thousand

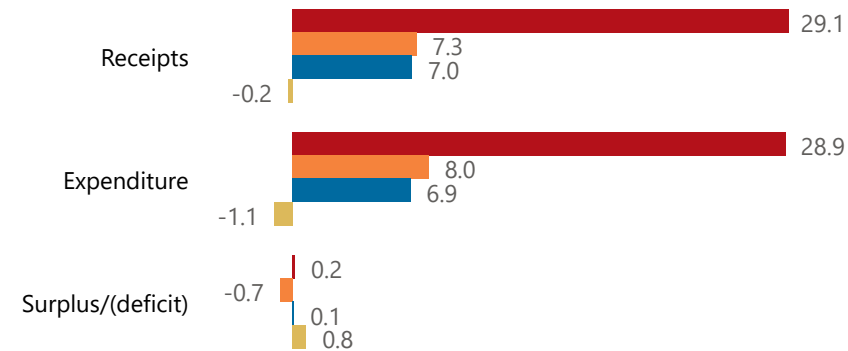


**national treasury**

Department:  
National Treasury  
REPUBLIC OF SOUTH AFRICA

## Consolidation

● Approved ● Forecast ● YTD ● Variance



## Composition of receipts



## Composition of spending



## Quarter

1

## Cluster

All

## Department

Agriculture, Land Reform and Rural ...

## Entity

Ingonyama Trust Board

## Spending by PFMA schedule

3A



6.9

# Public Entities Receipts

Approved sales of G&S

(Blank) (Blank)

Approved transfers

29.0 24.1%




national treasury

Department:  
National Treasury  
REPUBLIC OF SOUTH AFRICA

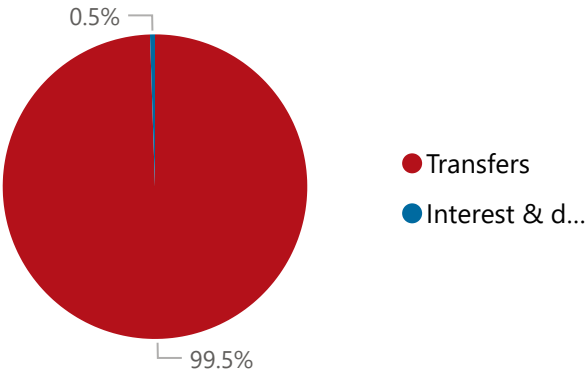
- ☐ R billion
- ☒ R million
- ☐ R thousand

## Actual vs Forecast

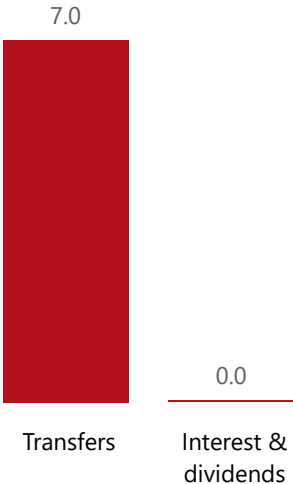
● Approved ● Forecast ● YTD ● Variance



## Composition of receipts



## Top 5 Receipts



## Quarter

1

## Cluster

All

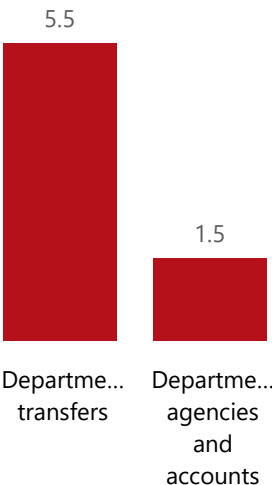
## Department

Agriculture, Land Reform and Rural ...

## Entity

Ingonyama Trust Board

## Top 5 Transfers



## Receipts

Level 3	Approved	YTD	% YTD
⊕ Transfers	29.0	7.0	99.5%
⊕ Interest & dividends	0.1	0.0	0.5%
<b>Total</b>	<b>29.1</b>	<b>7.0</b>	<b>100.0%</b>

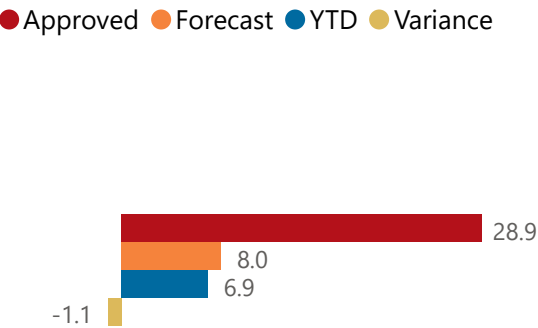
## Top 10 Entities



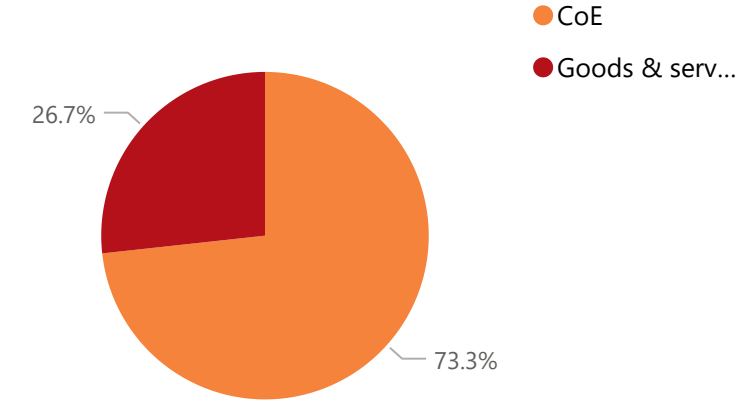
# Public Entities Spending

Approved CoE	21.4	23.7%
Approved G&S	7.5	24.5%
Approved transfers	58.1	24.1%

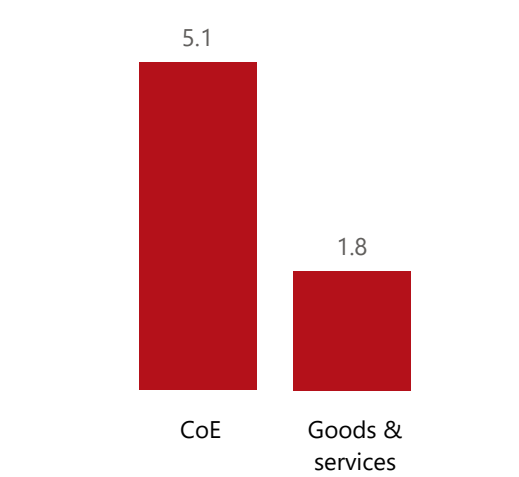
## Actual vs Forecast



## Composition of spending



## Top 5 Goods & services



## Capital assets

## Spending

Level 3	Approved	YTD	% YTD
CoE	21.4	5.1	73.3%
Goods & services	7.5	1.8	26.7%
Total	28.9	6.9	100.0%

## Top 10 Entities



national treasury  
Department:  
National Treasury  
REPUBLIC OF SOUTH AFRICA

- R billion
- R million
- R thousand

## Quarter

1

## Cluster

All

## Department

Agriculture, Land Reform and Rural ...

## Entity

Ingonyama Trust Board