

Overview - Public Entities Quarterly Reporting

Approved receipts

1 597.5

16.2%

Approved spending

2 029.2

30.5%

Surplus/(deficit)

-431.7

- ☐ R billion
- ☒ R million
- ☐ R thousand

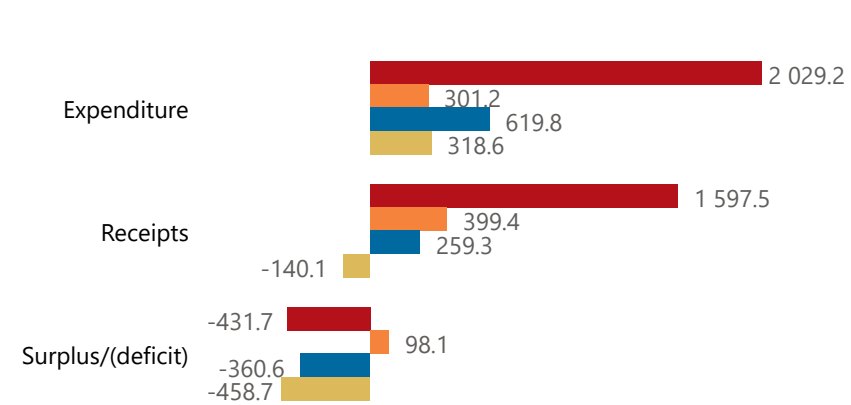


national treasury


Department:
National Treasury
REPUBLIC OF SOUTH AFRICA

Consolidation

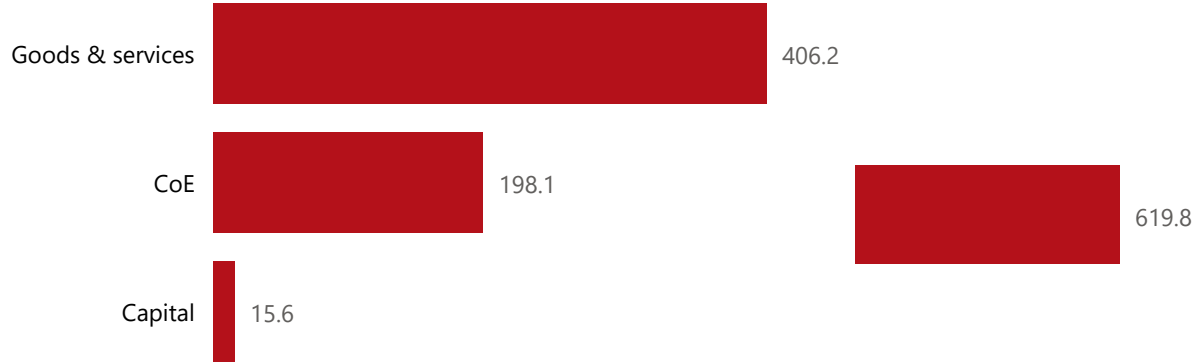
● Approved ● Forecast ● YTD ● Variance



Composition of receipts



Composition of spending



Quarter

1

Cluster

All

Department

Agriculture, Land Reform and Rural ...

Entity

Agricultural Research Council

Spending by PFMA schedule

3A

619.8

Public Entities Receipts

Approved sales of G&S

627.1

1.9%

Approved transfers

940.2

25.0%



national treasury

Department:
National Treasury
REPUBLIC OF SOUTH AFRICA

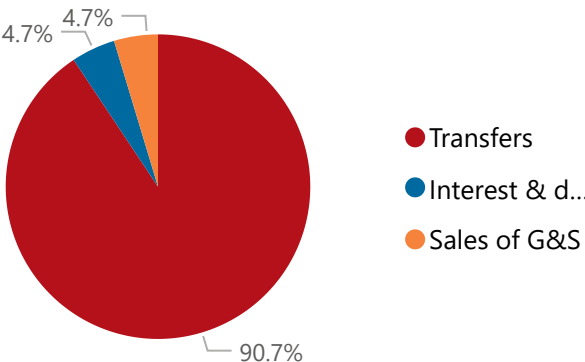
- ☐ R billion
- ☒ R million
- ☐ R thousand

Actual vs Forecast

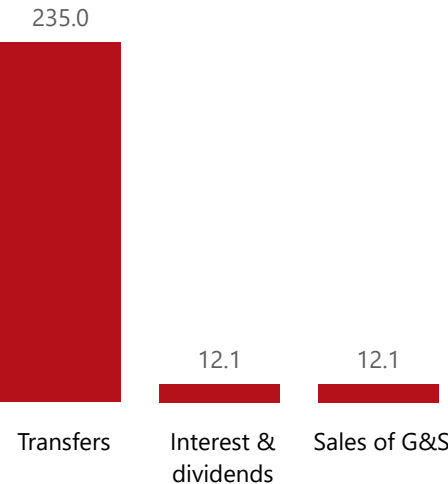
● Approved ● Forecast ● YTD ● Variance



Composition of receipts



Top 5 Receipts



Quarter

1

Cluster

All

Department

Agriculture, Land Reform and Rural ...

Entity

Agricultural Research Council

Top 5 Transfers



Departme...
transfers

Receipts

Level 3	Approved	YTD	% YTD
+ Transfers	940.2	235.0	90.7%
+ Interest & dividends	30.2	12.1	4.7%
+ Sales of G&S	627.1	12.1	4.7%
Total	1 597.5	259.3	100.0%

Top 10 Entities

Agricultural Research Council



259.3

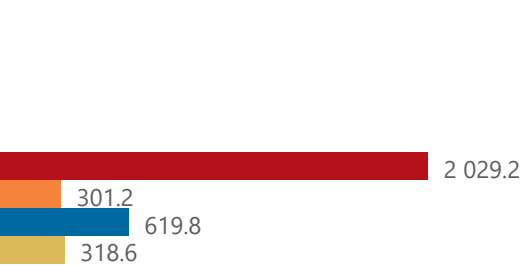
Public Entities Spending

Approved CoE	Approved G&S	Approved transfers
894.122.2%	853.147.6%	3 194.916.2%

- ☐ R billion
- ☒ R million
- ☐ R thousand

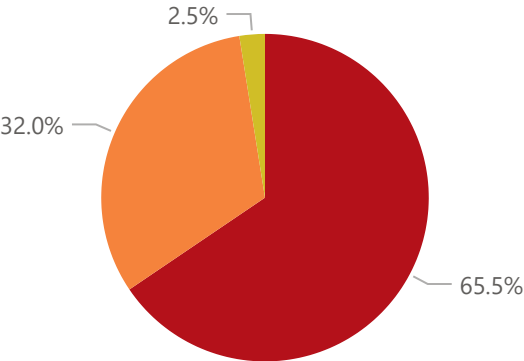
Actual vs Forecast

ApprovedForecastYTDVariance

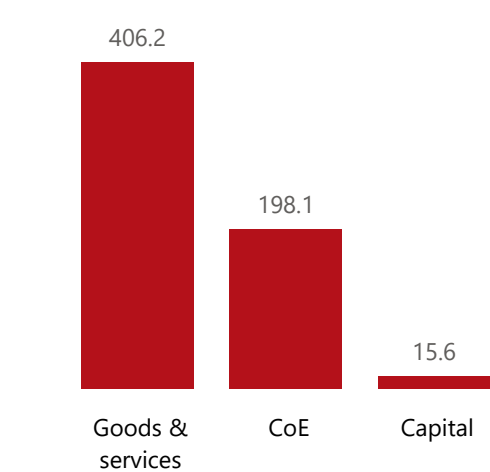


Composition of spending

Goods & serv...CoECapital



Top 5 Goods & services



Quarter

1

Cluster

All

Department

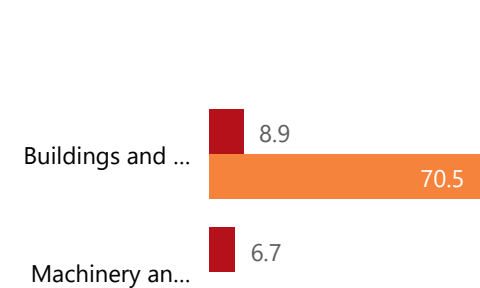
Agriculture, Land Reform and Rural ...

Entity

Agricultural Research Council

Capital assets

YTDForecast



Spending

Level 3	Approved	YTD	% YTD
Goods & services	853.1	406.2	65.5%
CoE	894.1	198.1	32.0%
Capital	282.0	15.6	2.5%
Total	2 029.2	619.8	100.0%

Top 10 Entities

