

Overview - Public Entities Quarterly Reporting

Approved receipts

918.7

26.9%

Approved spending

958.7

13.5%

Surplus/(deficit)

-40.0

- ☐ R billion
- ☒ R million
- ☐ R thousand

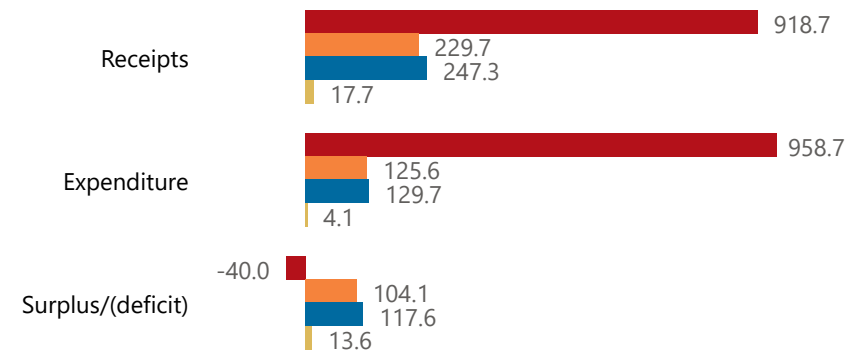


national treasury

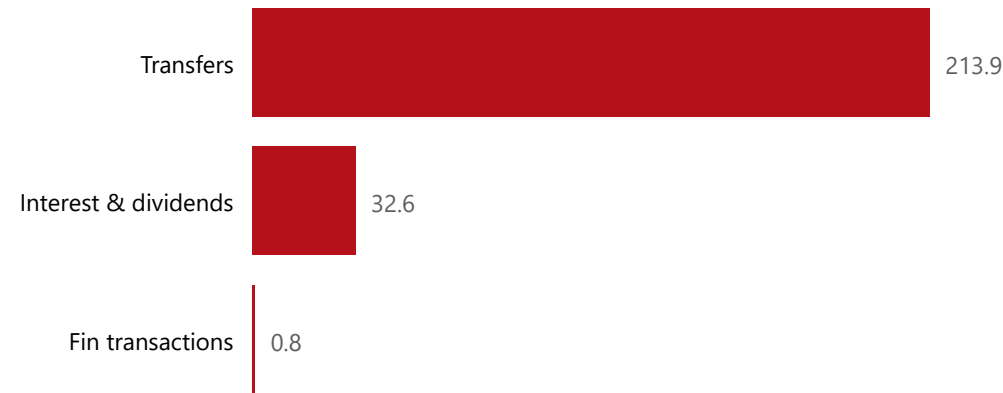
Department:
National Treasury
REPUBLIC OF SOUTH AFRICA

Consolidation

● Approved ● Forecast ● YTD ● Variance



Composition of receipts



Quarter

1

Cluster

All

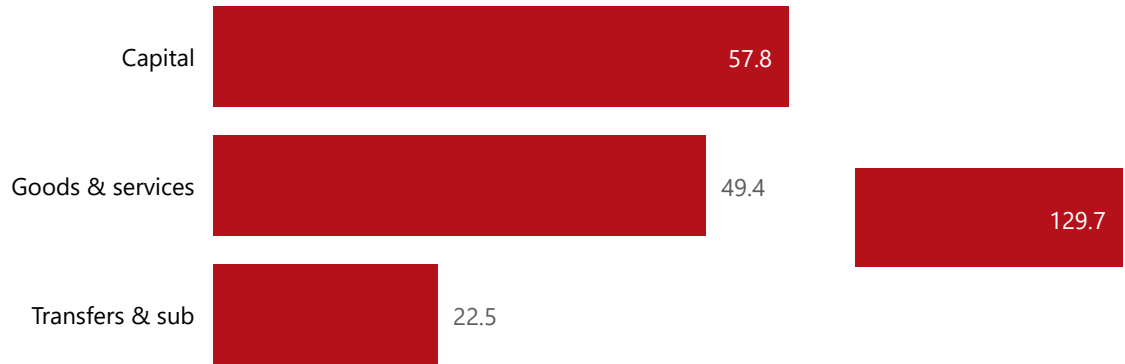
Department

Agriculture, Land Reform and Rural ...

Entity

Agricultural Land Holding Account

Composition of spending



Spending by PFMA schedule

Not listed

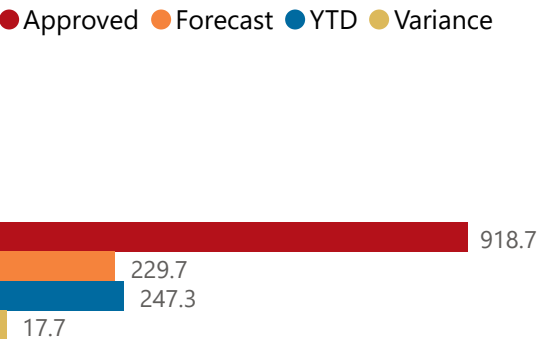
129.7

Public Entities Receipts

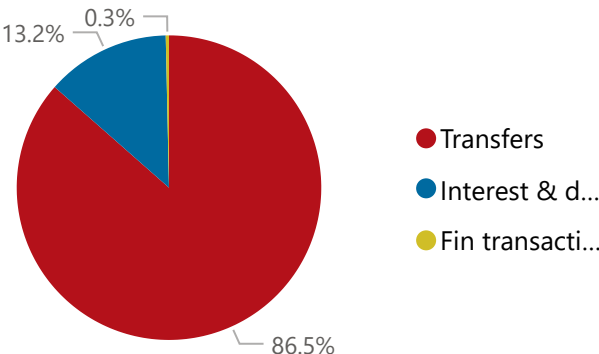
Approved sales of G&S
(Blank) (Blank)

Approved transfers
855.7 25.0%

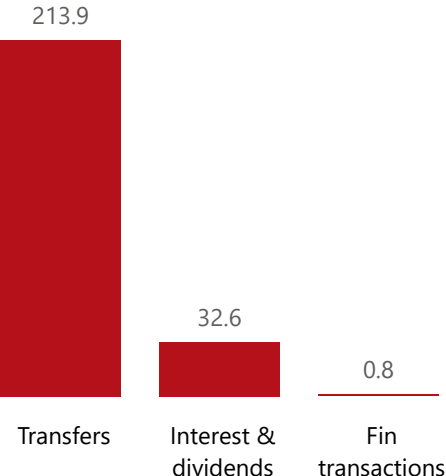
Actual vs Forecast



Composition of receipts



Top 5 Receipts



Quarter

1

Cluster

All

Department

Agriculture, Land Reform and Rural ...

Entity

Agricultural Land Holding Account

Top 5 Transfers



Receipts

Level 3	Approved	YTD	% YTD
Transfers	855.7	213.9	86.5%
Interest & dividends	63.0	32.6	13.2%
Fin transactions		0.8	0.3%
Total	918.7	247.3	100.0%

Top 10 Entities



national treasury
Department:
National Treasury
REPUBLIC OF SOUTH AFRICA

- R billion
- R million
- R thousand

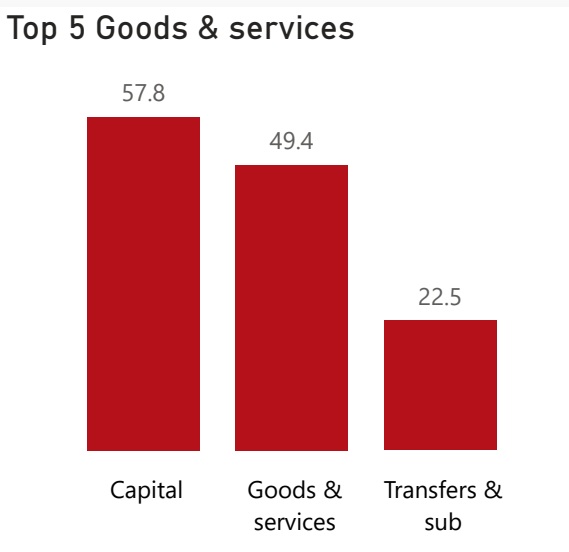
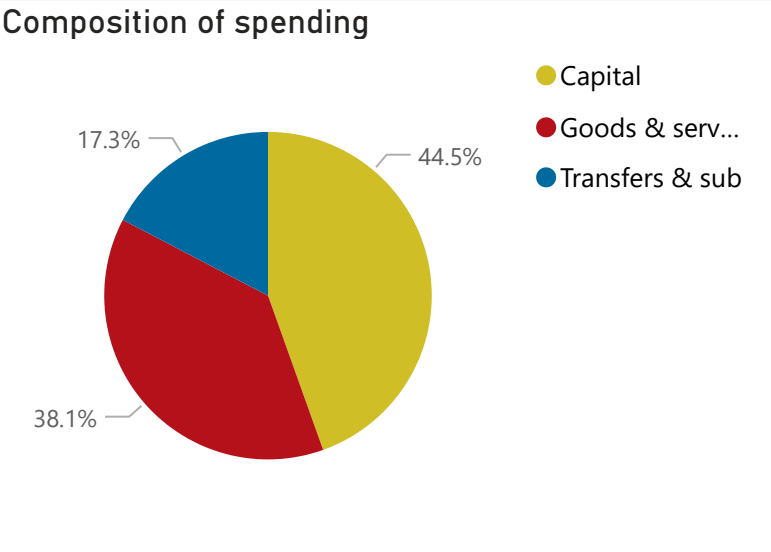
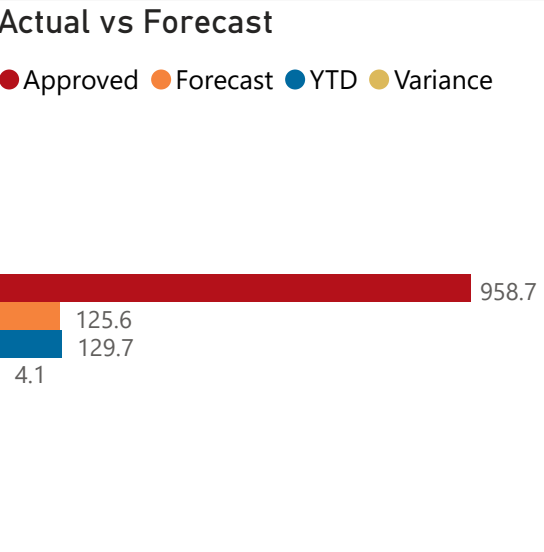
Public Entities Spending

Approved CoE
(Blank) (Blank)

Approved G&S
293.5 16.8%

Approved transfers
1 837.3 26.9%

- ☐ R billion
- ☒ R million
- ☐ R thousand



Quarter

1

Cluster

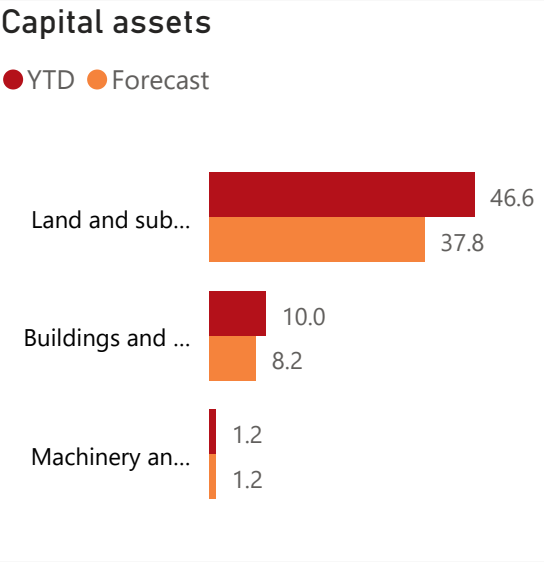
All

Department

Agriculture, Land Reform and Rural ...

Entity

Agricultural Land Holding Account



Spending

Level 3	Approved	YTD	% YTD
Capital	358.0	57.8	44.5%
Goods & services	293.5	49.4	38.1%
Transfers & sub	307.2	22.5	17.3%
Total	958.7	129.7	100.0%

